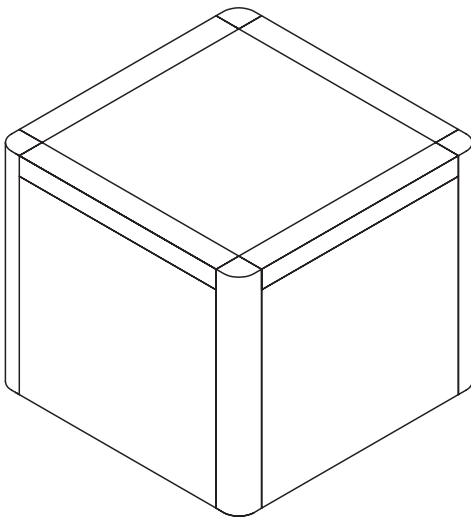
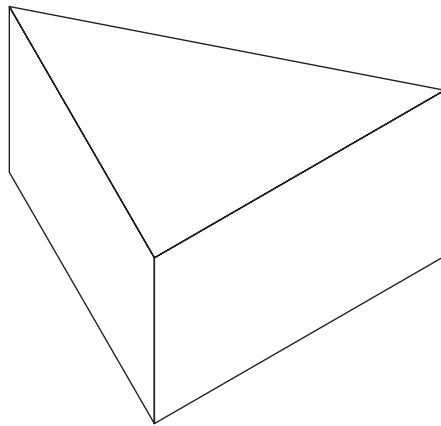



2009 Price Guide

geometric accessory tables



arnoldkolax
Arnold Kolax Furniture, Inc.

TABLE OF CONTENTS

Information for Ordering	2
Product Information	3
Condition of Sale	4
Furniture Quote Information	6
How to Specify	7
Cylinders	
Cylinder	8
Half Cylinder	10
Tapered Cylinder/Oval	12
Cubes	
Cube	14
Tapered Cube	16
Radius Cube	18
Rectangle/Tapered Rectangle	20
Baron Cube	22
Triangle/Radius Triangle	24
Options	26
Dock Delivery Price List	27
Literature Request Form	29

GEOMETRIC ACCESSORIES PRICE GUIDE**arnoldkolax**

Arnold Kolax Furniture, Inc.

Manufacturer: Arnold Kolax Furniture, Inc. • 609 Chancellor Avenue, Irvington, NJ 07111
 Tel 973-375-3344 • Fax 973-375-6024 • Toll Free 866-425-6529
 www.arnoldkolax.com • info@arnoldkolax.com

General Information for Ordering:

- | | |
|---|--|
| 1. Point of Production: | Irvington, NJ (Essex County) |
| 2. Time of Delivery: | Approximately 8 weeks |
| 3. Expedited Delivery: | Some items in this catalog are available for expedited delivery.
Call factory for information. |
| 4. Overnight and 2-day Delivery: | Not available |
| 5. F.O.B. Point: | Irvington, New Jersey, Essex County |
| 6. Ordering Address: | Arnold Kolax Furniture, Inc., 609 Chancellor Avenue, Irvington, New Jersey 07111 |
| 7. Payment Address: | Arnold Kolax Furniture, Inc., 609 Chancellor Avenue, Irvington, New Jersey 07111 |
| 8. Terms and Conditions of Rental, Maintenance and Repair: | Call Factory |
| 9. Terms and Conditions of Installation: | Call Factory |
| 10. Terms and Conditions of Repair Parts: | Call Factory |
| 11. Service and Distribution Points: | Contact your local Arnold Kolax Furniture, Inc. representative for current listing of service and distribution points. |
| 12. List of Participating Dealers: | Contact your local Arnold Kolax Furniture, Inc. representative for current listing of authorized dealers in your area. |
| 13. Preventative Maintenance: | Contact factory for pamphlet. |

Product Information:

1. **Woods/
Veneers:** All solid woods and veneers used on exterior surfaces are #A select grades. Plain sliced *American Walnut*, *White Oak*, *Maple*, and *Cherry*, applied in a "reverse slip match" fashion resulting in a balanced appearance, as well as slip match Sapele (Mahogany), are the standard veneers used. Anigre veneers are available at an upcharge. Every effort is made to match solid wood and veneer of like color and grain, however, since wood is a natural material, some variation in grain, color, and character may occur. This variation is not considered a defect.

Arnold wood sample color chips are dated, and only chips dated with the current year should be used. If older samples are used, please send the sample used with the purchase order for proper color adjustment.
2. **About
Woods:** Arnold Kolax Furniture would like to take this opportunity to point out to its customers several of the distinguishing characteristics that make wood such a unique material with beauty and charm:
 - No two trees are exactly alike, and as a result, natural variations in color and tone are to be expected.
 - Solid woods and veneers accept stain in varying degrees, thereby contributing to slight differences in shading.
 - Woods are highly susceptible to color changes from exposure to light, particularly from the ultraviolet rays. Cherry is extremely photo sensitive. It is recommended that the end user be instructed to avoid placing wood products in areas with prolonged exposure to direct sunlight. This will help to minimize, though not eliminate, color changes.
 - Properly maintained levels of humidity in the environment where the furniture is placed should also minimize instances of warping, checking, and cracking of veneers and solids. Fluctuations in humidity and temperature may cause panels and solid wood components to expand and contract, and may lead to panel warpage and finish checking or cracking. Prolonged exposure of furniture to dry heat during winter months should be avoided.

A minimum humidity level of 45% in climate controlled buildings is very important for the proper care of natural wood products.

Note: Due to the nature of Burl and Crotch veneers, the temperature and humidity of the environment into which the product is placed may cause changes to the face veneer. Arnold cannot be held responsible for checking and/or shrinkage that may occur over the course of time.
3. **Wood
Finishes:** Arnold Kolax Furniture offers a substantial number of different stains on *White Oak*, *Walnut*, *Sapele* (Mahogany), *Cherry*, *Anigre* and *White Maple* solid woods and veneers. A "seven step" open pore finish is standard. It is a rich, lustrous, water and alcohol resistant, 40° satin sheen, multi-coat pre-catalized top coating applied over a "hand rubbed" wiping stain. Color consistency is maintained by constant comparisons to "control panels" at every step in the finishing process.
4. **Special
Wood
Finishes:** Arnold Kolax Furniture, Inc. provides its customers finish matching capability. Customer must submit a 3" x 3" sample of the finish to be matched.
The amount of upcharge is based on the following criteria:
 - \$82.50 minimum on any special wood finish.
 - Color matching only of samples with open or closed pore finish: +15%
 - Color and texture match of closed pore finishes: + 25%
 - Closed pore finish (top surface only) on any Arnold standard wood stain: + 10%
 - Buffed/polished appearance: call factory.
 - Finish matching requiring bleaching will result in an additional charge. The factory reserves the right to make the final determination.
5. **Plastic
Laminates:** Arnold Kolax Furniture offers both complete plastic laminate products and wood products with plastic laminate tops. In addition to the above, most products offered by Arnold Kolax Furniture are also available with laminate tops, at no additional charge, in any color or texture of your choice from Pionite, Nevamar, Formica, or Wilsonart.
6. **Natural
Stones:** Marble and granite tops are available on selected Arnold Kolax Furniture products. They can be either inlaid or overlaid (no wood edge). Please refer to the individual product sections to determine which products are available with stone tops.

Please note that not all granites are available on any given product; consult the introductory pages at the beginning of each section for availability.

GEOMETRIC ACCESSORIES PRICE GUIDE

Product Information (cont'd.):

7. Finishes:

Wood Finish*

Wood is a natural material and some variation in color grain and character may occur. This variation is not considered a defect.

Walnut: #101 Royal Walnut #105 Cappuccino Walnut
#102 Cordovan Walnut #106 Natural Walnut
#104 Senator Walnut #503 Ebonized Walnut

Oak: #200 Natural Oak #501 Ebonized Oak
#201 Harvest Oak

Mahogany: #300 Mahogany #303 Scarlet Mahogany
#301 Cherry Mahogany

Cherry: #400 Medium Cherry #404 Red Cherry
#401 Light Cherry #406 Classic Cherry
#402 Victorian Cherry #408 English Cherry

Maple: #700 Natural White Maple
#701 Pearwood on Maple

Anigre: #603 Light Anigre (available at an upcharge)

Solid Color: #900 White #904 Earth
#901 Black #905 Tangerine
#902 Graphite #906 Lime
#903 Smoke Gray #907 Misty Gray

Natural Stone***

Marble and granite are natural materials and so some variations in pattern and color will exist within each slab, as well as from piece to piece.

Marble:

White Calacatta Gold (White)
Jerusalem Gold Limestone (Gold)
Light Emperador (Lt. Brown)
Verde Oriental (Green)
Rosso Levanto (Red)
Dark Emperador (Dk. Brown)
Botticino Semi-Classico (Beige)
White Carrara (White)
Crystal Salome (Gray/Burgundy)
Negro Marquina (Black)
Rosa Aurora (Rose/White)
Spring Green (Green)

Granite:

Dakota Mahogany (Red/Black)
Ubatuba (Gold/Black)
Blue Pearl (Black/Gray)
Impala Black (Black/Gray)
Black Galaxy (Black)
Absolute Black (Black)
Luna Pearl (Salt/Pepper)
Rosa Porrina (Rose/Gray)

Please call factory for custom finish and/or stone availability. Available on coffee and end tables only.

When placing orders for products made by two or more Arnold Companies that are to be used in the same area, please indicate "finish together" on your purchase order, and verify our acknowledgement of this requirement.

8. **Special and Custom Items:** Arnold Kolax Furniture has the ability, through its flexible manufacturing policy, to produce custom library furniture, or modify any existing Arnold line to meet the user's requirements. Please submit your plans and specifications for a quotation. All sales on custom or specially modified items are final. A 50% deposit is required when the order is placed, whether or not credit is established with Arnold. These orders cannot be cancelled once the manufacturing process has started.
9. **Options/Accessories:** A variety of product options are available from Arnold Kolax Furniture including such value added items as refrigerators, computer support peripherals and a variety of Power, Data, and Voice grommets that allow the user to connect and conceal CRT and CPU hardware. The compatibility of individual options is noted on each page; a more detailed description of the option is at the back of the book.
10. **GSA** Arnold Kolax Furniture has been awarded several GSA (Government Services Administration) federal and state contracts. GSA price listed and state contract details and procedures are available on request and at our website.

Condition of Sale:

1. **Terms:** Net 30 days. All prices shown in this price list are list prices, FOB our factory Irvington, New Jersey. Prices are effective January 1, 2007 and are valid until superceded. This price list supercedes all previous Arnold Kolax Furniture price lists.
- Ordering Information** — Order directly by mail, fax, telephone or email to Arnold Kolax Furniture as indicated on page 2 in this price list. Orders for merchandise from more than one Arnold Company may be sent to any one of the companies. Telephone orders must be confirmed by a purchase order. Duplicate orders received not marked "Confirmation" are the responsibility of the buyer.
2. **New Accounts:** Please include three satisfactory credit references, one bank reference, and a 50% deposit with your first order.
3. **Acknowledgements:** Upon credit approval, all orders will be acknowledged by Arnold Kolax Furniture. Acknowledgements indicate terms of sale, discount rate, buyer's representative, transportation company, approximate shipping date, merchandise ordered, freight cost if applicable, and our acknowledgement number. All prices are FOB factory, blanket wrapped, unless otherwise indicated. Please check the acknowledgement for accuracy, and call Arnold Kolax Furniture immediately in case of a question or discrepancy. Arnold Kolax Furniture will not be held responsible on orders placed on the phone without written confirmation.

GEOMETRIC ACCESSORIES PRICE GUIDE

Condition of Sale (cont'd.):

4. **Prices:** Prices are based on an order as written, and not necessarily on your inquiry or our original quotation. The prices as shown on the acknowledgment are final and will be invoiced on the date of shipment.
5. **Cancellation and/or Changes:** Orders are processed immediately upon receipt, and cancellations or changes can only be made with prior approval of Arnold Kolax Furniture. A cancellation charge of 10% will be incurred after a period of three working days. Cancellation of "Work in Progress" is subject to a 25% charge. Special orders, special finishes, "Quick Ship," and orders marked "Rush" cannot be cancelled. Cancellation of a standard unit after fabrication will incur a 50% charge.
6. **Shipping Delays:** Diligent effort will be made to ship orders for the date acknowledged. We cannot be held financially responsible for delays due to strikes, accidents, raw material shortages or other delays.
7. **Packing & Shipping:** Goods are carefully inspected and blanket wrapped or cartoned before being turned over to the transportation company.
8. **Damaged Material:** The goods are carefully inspected and in good condition when accepted by the carrier. If damage occurs, it is your responsibility to immediately notify the transportation company to make an inspection prior to discarding packaging material. If the packaging material is damaged, you must make this request upon receipt of the shipment. If the damage is concealed, you must make this request when the material is unpacked and save the packing materials.
9. **Manufacturing Defects:** Claims of a factory defect must be verified by a factory representative. Unauthorized deductions from our invoice will not be allowed.
10. **Generalities:** All Arnold Kolax Furniture products (if applicable) are shipped with heavy duty 1/4-20 tread adjustable nylon glides that permit perfect drawer and door alignment. A strip of wood (a skid strip) protecting the product during shipment must be removed before the glides can be adjusted to meet the contours of the floor. Multi-piece table tops are shipped with "level tights," that allow for perfectly flush alignment of tops.
11. **Product Changes:** Arnold Kolax Furniture reserves the right to make changes in design and construction or to discontinue products without prior notice.
12. **Warranty:**

Arnold Kolax Furniture warrants to its initial customers that its products conform to specifications, drawings, samples, or other product descriptions furnished by Arnold Kolax Furniture, and are of good material and workmanship, free of manufacturing and factory defects, and will function properly under normal use and service for three years if installed by Arnold Kolax Furniture or an authorized Arnold dealer. However, natural variations in color and grain patterns occur in bent wood, solid wood, and veneers.

The warranty set forth above does not apply to products modified, altered, or repaired by unauthorized personnel, or to products damaged during shipment or installation, or by accident, abuse, alteration, misuse, tampering, misapplication, negligence by others, improper repair or maintenance, fire and/or other casualty. This warranty does not apply to defects in components not manufactured by Arnold Kolax Furniture.

It is expressly understood and agreed that the customer's sole and exclusive remedy for any and all losses or damages resulting from non-conforming goods, or from any other causes, shall be the repair or replacement of defective parts at the option of Arnold Kolax Furniture, and that Arnold Kolax Furniture shall not be liable for damages, for injury to persons or property, nor for replacement of the entire commercial unit, if repair or replacement of defective parts can reasonably render the unit conforming.

SELLER MAKES NO OTHER WARRANTIES, EITHER EXPRESSED OR IMPLIED, AS TO ANY MATTER WHATSOEVER, AND ARNOLD KOLAX FURNITURE DISCLAIMS ANY WARRANTY OF MERCHANTABILITY OR FITNESS FOR A PARTICULAR USE OR PURPOSE.

No officer, employee, or representative of Arnold Kolax Furniture has the authority to assume greater liability than that described above.

GEOMETRIC ACCESSORIES PRICE GUIDE

Furniture Quote Information

Date: _____

When requesting a furniture quote, please provide Arnold Kolax Furniture the following information:

General Information

- Dealer Name _____
- Dealer Location _____
- Dealer Phone/Fax _____
- Project Name/Location _____

Freight Information

- Freight Address _____
- Dock Delivery/Inside Delivery (Freight Elevator) _____

Product Information

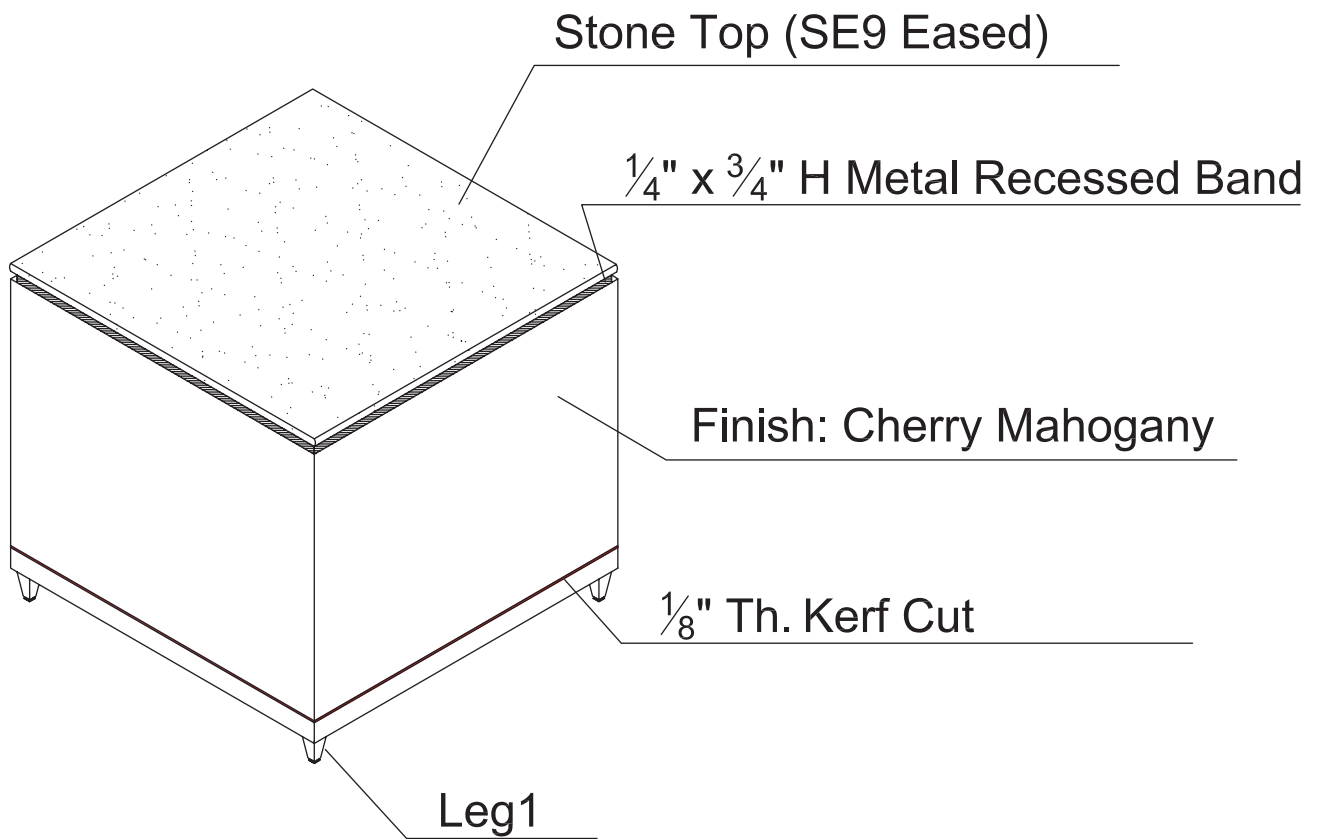
- Furniture Info _____
- Style # _____
- Color Finish _____
- Edge Detail _____
- Special Dimension Requirements _____
- Special Instructions _____

Example:

Dealer Name: John Smith / Smith Interiors
Dealer Location: 123 Waterfall Ave., New York, NY 10017
Phone/Fax/Email: (p) 555-555-1234 (f) 555-555-9876
Project Name/Location: Sunshine Library, Manhattan, New York
Freight Address: Shipping to Farmingdale, NY 11735 Inside Delivery (Freight Elevator)
Furniture Info: Wood Cylinder & Cube with Clear Glass
Style #: (3) GCYL-1520 (1) GSC-1818-21
Color Finish: Standard Mahogany
Edge Detail: Universal Edge


For assistance in preparing your quote request, please contact the office @ 973.375.3344

How to Specify



GEOMETRIC ACCESSORIES PRICE GUIDE

Cylinder



Specifications

1. Materials/Finishes—see page 4.
2. Metal recessed band only available with separate top options.

Note: 31" diameter and larger have two vertical seams.

Model #	Size	Wood Veneer	Laminate
GCYL-1215	12" x 15" H	\$535.	\$482.
GCYL-1220	12" x 20" H	561.	531.
GCYL-1224	12" x 24" H	620.	561.
GCYL-1515	15" x 15" H	\$603.	\$542.
GCYL-1520	15" x 20" H	667.	599.
GCYL-1524	15" x 24" H	698.	630.
GCYL-1815	18" x 15" H	\$667.	\$595.
GCYL-1820	18" x 20" H	725.	656.
GCYL-1824	18" x 24" H	765.	690.
GCYL-2415	24" x 15" H	\$882.	\$794.
GCYL-2420	24" x 20" H	967.	878.
GCYL-2424	24" x 24" H	1014.	922.
GCYL-3115	31" x 15" H	\$1142.	\$948.
GCYL-3120	31" x 20" H	1263.	1047.
GCYL-3124	31" x 24" H	1309.	1098.
GCYL-3515	35" x 15" H	\$1305.	\$1081.
GCYL-3520	35" x 20" H	1428.	1195.
GCYL-3524	35" x 24" H	1594.	1254.

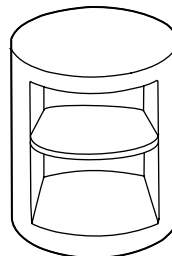
Options

101. Weighted base + \$105.
103. Casters + \$95. for a set of 4

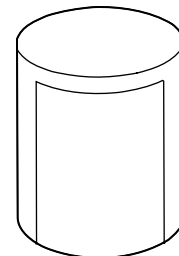
102. Kerf Cut 1/8" + \$65.



104. Open Storage Cylinder w/Shelf + \$825.



105. Storage Cylinder w/Door + \$1750.

















Options: 104 & 105 only available on 24" dia cylinder.
Call factory for custom sizes, stones, or solid surface tops.

GEOMETRIC ACCESSORIES PRICE GUIDE

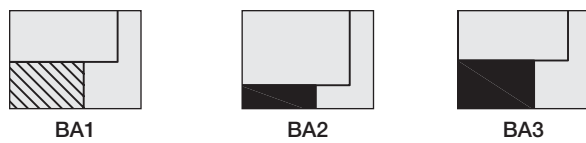
Cylinder

Top Options

								
CG1 Eased	CGA1 or CGS1 Eased	DT1	ED1 Bevel	ED4 Waterfall	EDS1 Bevel	EDS4 Waterfall	SE4 Waterfall	
								
			ED5 Concave	ED7 Reeded	EDS5 Concave	EDS7 Reeded	SE9 Eased	RBA1 or RBS1
Clear Glass	Clear Glass with Standoffs	Diamond Top	Wood Edges 1 1/4" H w/ Laminate/Veneer Inlay		Wood Edges 1 1/4" H with Stone Inlay		Stone Top	Metal Recessed Band 1/4" x 1/4" H
+ \$411.	+ \$836.	+ \$165.	+ \$343.		+ \$907.		+ \$448.	+ \$165.
451.	876.	193.	381.		983.		585.	170.
471.	896.	217.	417.		1055.		671.	180.
591.	1016.	380.	483.		1531.		1102.	195.
821.	1246.	485.	550.		1989.		1514.	220.
1011.	1436.	701.	634.		2239.		1793.	235.

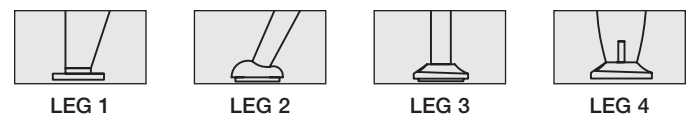
• Standoffs and metal recessed bands are standard satin aluminum or brushed stainless steel.

Base Options



Metal/Recessed Base – 2" H	Black Recessed Base – 3/4" H	Black or Matching Veneer Recessed Base – 2" H
+ \$395.	+ \$120.	+ \$205.

Legs – 4" H



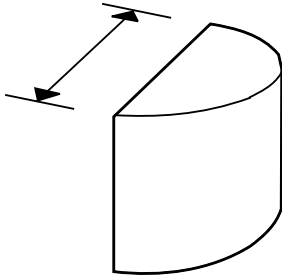
+ \$235.

Power Data

See Options page 26.

GEOMETRIC ACCESSORIES PRICE GUIDE

Half Cylinder



Specifications

1. Materials/Finishes—see page 4.
2. Metal recessed band only available with separate top options.

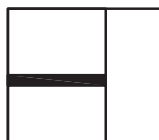
*Pricing is single split cylinder

Model #	Size	Wood Veneer	Laminate
GHCYL-1515	15" x 15" H	\$452.	\$407.
GHCYL-1520	15" x 20" H	499.	449.
GHCYL-1524	15" x 24" H	524.	473.
GHCYL-1815	18" x 15" H	\$499.	\$447.
GHCYL-1820	18" x 20" H	544.	492.
GHCYL-1824	18" x 24" H	574.	518.
GHCYL-2415	24" x 15" H	\$662.	\$595.
GHCYL-2420	24" x 20" H	725.	658.
GHCYL-2424	24" x 24" H	761.	691.

Options

101. Weighted base + \$105.

102. Kerf Cut 1/8" + \$65.
















Call factory for custom sizes.

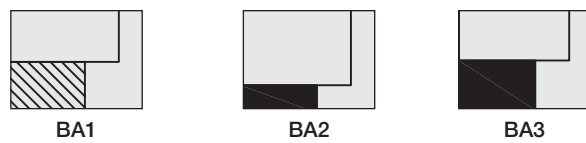
GEOMETRIC ACCESSORIES PRICE GUIDE

Half Cylinder

Top Options

							
CG1 Eased	CGA1 or CGS1 Eased	ED1 Bevel	ED4 Waterfall	EDS1 Bevel	EDS4 Waterfall	SE4 Waterfall	
							
		ED5 Concave	ED7 Reeded	EDS5 Concave	EDS7 Reeded	SE9 Eased	RBA1
Clear Glass	Clear Glass with Standoffs	Wood Edges with Laminate/Veneer Inlay		Wood Edges with Stone Inlay		Stone Top	Metal Recessed Band
+ \$338.	+ \$657.	+ \$286.		+ \$737.		+ \$439.	+ \$128.
353.	672.	313.		791.		503.	135.
443.	762.	363.		1148.		827.	146.

Base Options



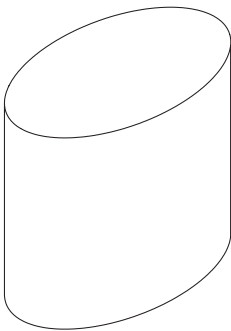

Metal/Recessed Base – 2" H	Black Recessed Base – ¾" H	Black or Matching Veneer Recessed Base – 2" H
+ \$395.	+ \$120.	+ \$205.

Power Data

See Options page 26.

GEOMETRIC ACCESSORIES PRICE GUIDE

Tapered Cylinder/Oval



Specifications

1. Materials/Finishes—see page 4.
2. Metal recessed band only available with separate top options.

TAPERED CYLINDER

Model #	Size	Wood Veneer	Laminate
GTCYL-1815	18/15" x 15" H	\$2068.	N/A
GTCYL-1820	18/15" x 20" H	2284.	N/A
GTCYL-1824	18/15" x 24" H	2409.	N/A
GTCYL-2415	24/20" x 15" H	\$2381.	N/A
GTCYL-2420	24/20" x 20" H	2610.	N/A
GTCYL-2424	24/20" x 24" H	2735.	N/A
GTCYL-3115	31/27" x 15" H	\$2684.	N/A
GTCYL-3120	31/27" x 20" H	2968.	N/A
GTCYL-3124	31/27" x 24" H	3076.	N/A
GTCYL-3515	35/30" x 15" H	\$3067.	N/A
GTCYL-3520	35/30" x 20" H	3186.	N/A
GTCYL-3524	35/30" x 24" H	3468.	N/A

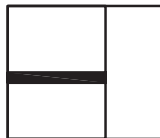
OVAL

GOCYL-2415	24" x 18" x 15" H	\$1105.	\$875.
GOCYL-2420	24" x 18" x 20" H	1245.	990.
GOCYL-2424	24" x 18" x 24" H	1425.	1105.
GOCYL-3515	35" x 20" x 15" H	\$1805.	\$1430.
GOCYL-3520	35" x 20" x 20" H	1925.	1540.
GOCYL-3524	35" x 20" x 24" H	2145.	1675.
GOCYL-4615	46" x 24" x 15" H	\$2200.	\$1750.
GOCYL-4620	46" x 24" x 20" H	2340.	1850.
GOCYL-4624	46" x 24" x 24" H	2510.	2025.

Options

101. Weighted base + \$105.

102. Kerf Cut 1/8" + \$65.



Call factory for custom sizes.

GEOMETRIC ACCESSORIES PRICE GUIDE

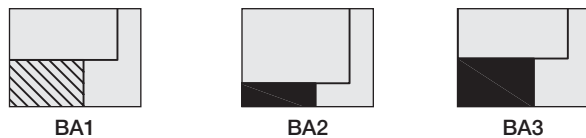
Tapered Cylinder/Oval

Top Options

								
CG1 Eased	CGA1 or CGS1 Eased	DT1	ED1 Bevel	ED4 Waterfall	EDS1 Bevel	EDS4 Waterfall	SE4 Waterfall	
								
ED5 Concave	ED7 Reeded	EDS5 Concave	EDS7 Reeded	SE9 Eased	RBA1 or RBS1			
Clear Glass	Clear Glass with Standoffs	Diamond Top	Wood Edges 1¼" H w/ Laminate/Veneer Inlay	Wood Edges 1¼" H with Stone Inlay	Stone Top	Metal Recessed Band ¼" x ¼" H		
+ \$471.	+ \$896.	+ \$217.	+ \$417.	+ \$1055.	+ \$671.	+ \$180.		
591.	1016.	380.	483.	1531.	1102.	195.		
821.	1246.	485.	550.	1989.	1514.	220.		
1011.	1436.	701.	634.	2239.	1793.	235.		
\$641.	\$1066.	N/A	\$625.	\$1673.	\$1048.	\$220.		
1061.	1486.	N/A	683.	2282.	1599.	235.		
1781.	2206.	N/A	745.	2495.	1750.	275.		

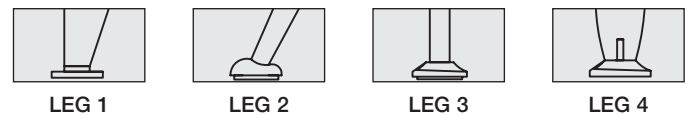
• Standoffs and metal recessed bands are standard satin aluminum or brushed stainless steel.

Base Options



Metal/Recessed Base – 2" H	Black Recessed Base – ¾" H	Black or Matching Veneer Recessed Base – 2" H
+ \$395.	+ \$120.	+ \$205.

Legs – 4" H



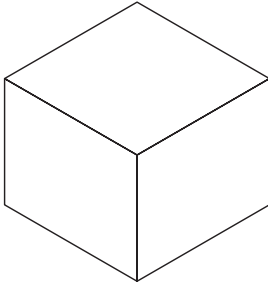
+ \$235.

Power Data

See Options page 26.

GEOMETRIC ACCESSORIES PRICE GUIDE

Cube



Specifications

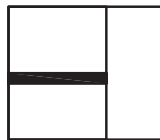
1. Materials/Finishes—see page 4.
2. Metal recessed band only available with separate top options.

Model #	Size	Wood Veneer	Laminate
GSC-1515-15	15" x 15" x 15" H	\$523.	\$493.
GSC-1515-18	15" x 15" x 18" H	557.	523.
GSC-1515-21	15" x 15" x 21" H	587.	552.
GSC-1515-24	15" x 15" x 24" H	622.	584.
GSC-1818-15	18" x 18" x 15" H	\$640.	\$587.
GSC-1818-18	18" x 18" x 18" H	673.	617.
GSC-1818-21	18" x 18" x 21" H	706.	648.
GSC-1818-24	18" x 18" x 24" H	744.	675.
GSC-2424-15	24" x 24" x 15" H	\$744.	\$696.
GSC-2424-18	24" x 24" x 18" H	787.	757.
GSC-2424-21	24" x 24" x 21" H	827.	816.
GSC-2424-24	24" x 24" x 24" H	867.	838.
GSC-3030-15	30" x 30" x 15" H	\$915.	\$862.
GSC-3030-18	30" x 30" x 18" H	973.	894.
GSC-3030-21	30" x 30" x 21" H	1030.	968.
GSC-3030-24	30" x 30" x 24" H	1091.	1022.
GSC-3636-15	36" x 36" x 15" H	\$1088.	\$1030.
GSC-3636-18	36" x 36" x 18" H	1142.	1080.
GSC-3636-21	36" x 36" x 21" H	1198.	1133.
GSC-3636-24	36" x 36" x 24" H	1264.	1182.

Options

101. Weighted base + \$105.

102. Kerf Cut 1/8" + \$65.



103. Casters + \$95. for a set of 4

105. 1 Hinged Door + \$261.














106. 2 Hinged Doors + \$352.

107. 1 Shelf + \$97.

GEOMETRIC ACCESSORIES PRICE GUIDE

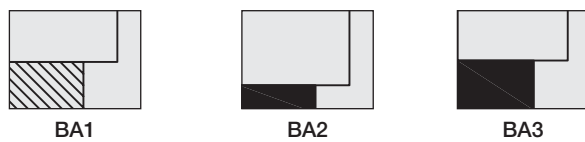
Cube

Top Options

								
CG1 Eased	CGA1 or CGS1 Eased	DT1	ED1 Bevel	ED4 Waterfall	EDS1 Bevel	EDS4 Waterfall	SE4 Waterfall	
								
ED5 Concave	ED7 Reeded		EDS5 Concave	EDS7 Reeded	SE9 Eased		RBA1 or RBS1	
Clear Glass	Clear Glass with Standoffs	Diamond Top	Wood Edges 1/4" H w/ Laminate/Veneer Inlay	Wood Edges 1/4" H with Stone Inlay	Stone Top	Metal Recessed Band 1/4" x 3/8" H		
+ \$401.	+ \$826.	+ \$193.	+ \$351.	+ \$933.	+ \$565.	+ \$170.		
421.	846.	217.	367.	1005.	651.	180.		
541.	966.	380.	433.	1481.	1082.	195.		
771.	1196.	485.	500.	1939.	1494.	220.		
961.	1386.	701.	584.	2189.	1773.	235.		

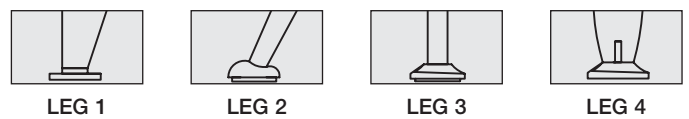
• Standoffs and metal recessed bands are standard satin aluminum or brushed stainless steel.

Base Options



Metal/Recessed Base – 2" H	Black Recessed Base – 3/4" H	Black or Matching Veneer Recessed Base – 2" H
+ \$395.	+ \$120.	+ \$205.

Legs – 4" H



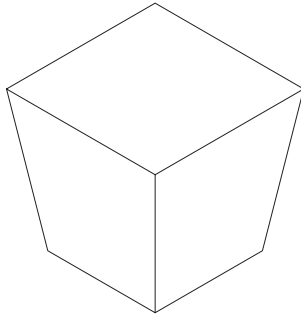
+ \$235.

Power Data

See Options page 26.

GEOMETRIC ACCESSORIES PRICE GUIDE

Tapered Cube



Specifications

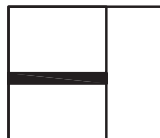
1. Materials/Finishes—see page 4.
2. Metal recessed band only available with separate top options.

Model #	Size	Wood Veneer	Laminate
GTSC-1815-15	18/15" x 15" H	\$864.	\$793.
GTSC-1815-18	18/15" x 18" H	909.	833.
GTSC-1815-21	18/15" x 21" H	953.	875.
GTSC-1815-24	18/15" x 24" H	1004.	911.
GTSC-2420-15	24/20" x 15" H	\$1004.	\$939.
GTSC-2420-18	24/20" x 18" H	1062.	1022.
GTSC-2420-21	24/20" x 21" H	1117.	1102.
GTSC-2420-24	24/20" x 24" H	1170.	1131.
GTSC-3026-15	30/26" x 15" H	\$1235.	\$1164.
GTSC-3026-18	30/26" x 18" H	1314.	1207.
GTSC-3026-21	30/26" x 21" H	1391.	1307.
GTSC-3026-24	30/26" x 24" H	1473.	1380.
GTSC-3630-15	36/30" x 15" H	\$1469.	\$1391.
GTSC-3630-18	36/30" x 18" H	1542.	1458.
GTSC-3630-21	36/30" x 21" H	1617.	1530.
GTSC-3630-24	36/30" x 24" H	1706.	1596.

Options

101. Weighted base + \$105.















102. Kerf Cut 1/8" + \$65.



GEOMETRIC ACCESSORIES PRICE GUIDE

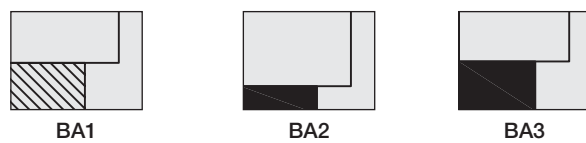
Tapered Cube

Top Options

								
CG1 Eased	CGA1 or CGS1 Eased	DT1	ED1 Bevel	ED4 Waterfall	EDS1 Bevel	EDS4 Waterfall	SE4 Waterfall	
								
ED5 Concave	ED7 Reeded	EDS5 Concave	EDS7 Reeded	SE9 Eased	RBA1 or RBS1			
Clear Glass	Clear Glass with Standoffs	Diamond Top	Wood Edges 1¼" H w/ Laminate/Veneer Inlay	Wood Edges 1¼" H with Stone Inlay	Stone Top	Metal Recessed Band ¼" x ¾" H		
+ \$421.	+ \$846.	+ \$217.	+ \$367.	+ \$1005.	+ \$651.	+ \$180.		
541.	966.	380.	433.	1481.	1082.	195.		
771.	1196.	485.	500.	1939.	1494.	220.		
961.	1386.	701.	584.	2189.	1773.	235.		

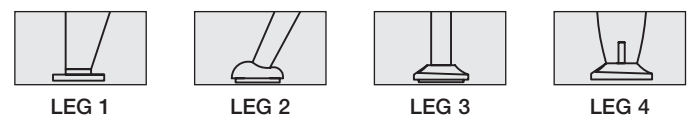
• Standoffs and metal recessed bands are standard satin aluminum or brushed stainless steel.

Base Options



Metal/Recessed Base – 2" H	Black Recessed Base – ¾" H	Black or Matching Veneer Recessed Base – 2" H
+ \$395.	+ \$120.	+ \$205.

Legs – 4" H



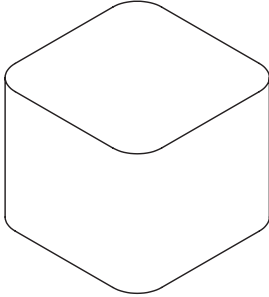
+ \$235.

Power Data

See Options page 26.

GEOMETRIC ACCESSORIES PRICE GUIDE

Radius Cube



Specifications

1. Materials/Finishes—see page 4.
2. Metal recessed band only available with separate top options.

Model #	Size	Wood Veneer	Laminate
GRCC-1818-15	18" x 18" x 15" H	\$812.	\$769.
GRCC-1818-18	18" x 18" x 18" H	854.	807.
GRCC-1818-21	18" x 18" x 21" H	894.	846.
GRCC-1818-24	18" x 18" x 24" H	943.	883.
GRCC-2424-15	24" x 24" x 15" H	\$972.	\$909.
GRCC-2424-18	24" x 24" x 18" H	1027.	989.
GRCC-2424-21	24" x 24" x 21" H	1080.	1067.
GRCC-2424-24	24" x 24" x 24" H	1134.	1093.
GRCC-3030-15	30" x 30" x 15" H	\$1196.	\$1120.
GRCC-3030-18	30" x 30" x 18" H	1272.	1195.
GRCC-3030-21	30" x 30" x 21" H	1345.	1265.
GRCC-3030-24	30" x 30" x 24" H	1423.	1335.
GRCC-3636-15	36" x 36" x 15" H	\$1420.	\$1345.
GRCC-3636-18	36" x 36" x 18" H	1492.	1412.
GRCC-3636-21	36" x 36" x 21" H	1565.	1480.
GRCC-3636-24	36" x 36" x 24" H	1650.	1546.

Options

101. Weighted base + \$105.

102. Kerf Cut 1/8" + \$65.



103. Casters + \$95. for a set of 4

105. 1 Hinged Door + \$387.









106. 2 Hinged Doors + \$569.

107. 1 Shelf + \$97.

GEOMETRIC ACCESSORIES PRICE GUIDE

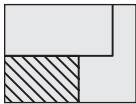


Radius Cube

Top Options


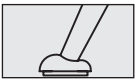
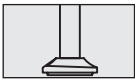

									
CG1 Eased	CGA1 or CGS1 Eased	DT1	ED1 Bevel	ED4 Waterfall	EDS1 Bevel	EDS4 Waterfall	SE4 Waterfall		
Clear Glass	Clear Glass with Standoffs	Diamond Top	Wood Edges 1 1/4" H w/ Laminate/Veneer Inlay		Wood Edges 1 1/4" H with Stone Inlay		Stone Top	Metal Recessed Band 1/4" x 3/4" H	
+ \$496.	+ \$921.	+ \$217.	+ \$447.		+ \$1125.		+ \$751.	+ \$180.	
616.	1041.	380.	513.		1601.		1182.	195.	
846.	1271.	485.	580.		2064.		1594.	220.	
1036.	1461.	701.	664.		2314.		1873.	235.	

• Standoffs and metal recessed bands are standard satin aluminum or brushed stainless steel.

Base Options

		
BA1	BA2	BA3
Metal/Recessed Base – 2" H	Black Recessed Base – 3/4" H	Black or Matching Veneer Recessed Base – 2" H
+ \$395.	+ \$120.	+ \$205.

Legs – 4" H

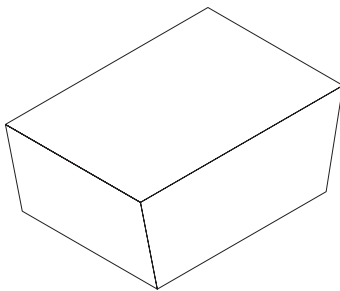
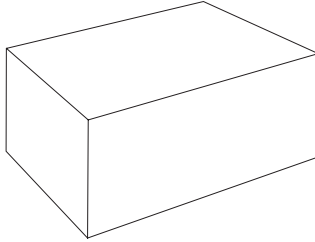
			
LEG 1	LEG 2	LEG 3	LEG 4
+ \$235.			

Power Data

See Options page 26.

GEOMETRIC ACCESSORIES PRICE GUIDE

Rectangle/Tapered Rectangle



Specifications

1. Materials/Finishes—see page 4.
2. Metal recessed band only available with separate top options.

RECTANGLE

Model #	Size	Wood Veneer	Laminate
GREC-3624-15	36" x 24" x 15" H	\$901.	\$856.
GREC-3624-18	36" x 24" x 18" H	949.	899.
GREC-3624-21	36" x 24" x 21" H	997.	944.
GREC-3624-24	36" x 24" x 24" H	1045.	990.
GREC-4224-15	42" x 24" x 15" H	\$958.	\$907.
GREC-4224-18	42" x 24" x 18" H	1022.	958.
GREC-4224-21	42" x 24" x 21" H	1080.	1018.
GREC-4224-24	42" x 24" x 24" H	1146.	1074.
GREC-4824-15	48" x 24" x 15" H	\$1143.	\$1080.
GREC-4824-18	48" x 24" x 18" H	1198.	1136.
GREC-4824-21	48" x 24" x 21" H	1259.	1190.
GREC-4824-24	48" x 24" x 24" H	1326.	1243.

TAPERED RECTANGLE

GTREC-3624-15	36/30" x 24/20" x 15" H	\$1667.	\$1584.
GTREC-3624-18	36/30" x 24/20" x 18" H	1755.	1664.
GTREC-3624-21	36/30" x 24/20" x 21" H	1845.	1746.
GTREC-3624-24	36/30" x 24/20" x 24" H	1933.	1832.
GTREC-4224-15	42/36" x 24/20" x 15" H	\$1772.	\$1678.
GTREC-4224-18	42/36" x 24/20" x 18" H	1890.	1772.
GTREC-4224-21	42/36" x 24/20" x 21" H	1998.	1883.
GTREC-4224-24	42/36" x 24/20" x 24" H	2120.	1987.
GTREC-4824-15	48/40" x 24/20" x 15" H	\$2114.	\$1998.
GTREC-4824-18	48/40" x 24/20" x 18" H	2216.	2102.
GTREC-4824-21	48/40" x 24/20" x 21" H	2329.	2202.
GTREC-4824-24	48/40" x 24/20" x 24" H	2453.	2299.

Options

101. Weighted base + \$105.

102. Kerf Cut 1/8" + \$65.



103. Casters + \$95. for a set of 4









106. 2 Hinged Doors + \$352.

*Please call factory for tapered rectangle options.

GEOMETRIC ACCESSORIES PRICE GUIDE

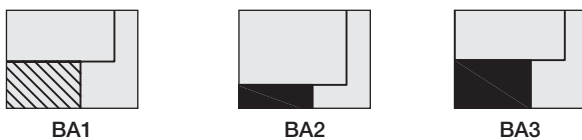
Rectangle/Tapered Rectangle

Top Options

								
CG1 Eased	CGA1 or CGS1 Eased	DT1	ED1 Bevel	ED4 Waterfall	EDS1 Bevel	EDS4 Waterfall	SE4 Waterfall	
Clear Glass	Clear Glass with Standoffs	Diamond Top	Wood Edges 1 1/4" H w/ Laminate/Veneer Inlay		Wood Edges 1 1/4" H with Stone Inlay		Stone Top	Metal Recessed Band 1/4" x 3/4" H
+ \$659.	+ \$1084.	+ \$587.	+ \$491.		+ \$1663.		+ \$1172.	+ \$220.
761.	1186.	623.	566.		1909.		1343.	235.
858.	1283.	701.	640.		2178.		1538.	275.
+ \$659.	+ \$1084.	+ \$587.	+ \$491.		+ \$1663.		+ \$1172.	+ \$220.
761.	1186.	623.	566.		1909.		1343.	235.
858.	1283.	701.	640.		2178.		1538.	275.

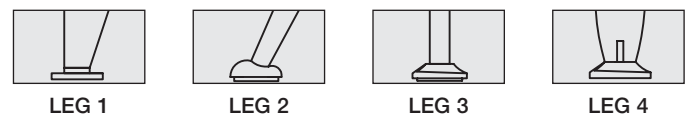
• Standoffs and metal recessed bands are standard satin aluminum or brushed stainless steel.

Base Options



Metal/Recessed Base - 2" H	Black Recessed Base - 3/4" H	Black or Matching Veneer Recessed Base - 2" H
+ \$395.	+ \$120.	+ \$205.

Legs - 4" H



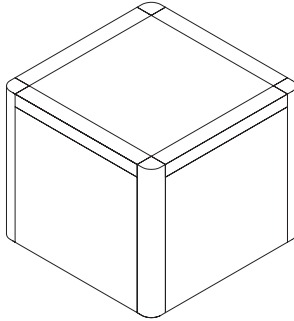
+ \$235.

Power Data

See Options page 26.

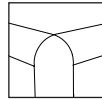
GEOMETRIC ACCESSORIES PRICE GUIDE

Baron Cube

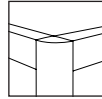


Specifications

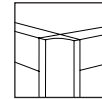
Specify edge detail A, B, C, or D after the C in the style number.



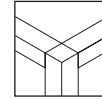
Style A -.75" radius on all vertical and horizontal edges



Style B -.75" radius on all vertical edges; sq. horizontal edges



Style C -.75" concave on all vertical edges; sq. horizontal edges



Style D - 45° bevel on all horizontal edges

Model #	Size	Wood Veneer
GBSC__-1818-15	18" x 18" x 15" H	\$790
GBSC__-1818-18	18" x 18" x 18" H	812
GBSC__-1818-21	18" x 18" x 21" H	834
GBSC__-1818-24	18" x 18" x 24" H	859
GBSC__-2424-15	24" x 24" x 15" H	\$935
GBSC__-2424-18	24" x 24" x 18" H	965
GBSC__-2424-21	24" x 24" x 21" H	992
GBSC__-2424-24	24" x 24" x 24" H	1020
GBSC__-3030-15	30" x 30" x 15" H	\$1113
GBSC__-3030-18	30" x 30" x 18" H	1153
GBSC__-3030-21	30" x 30" x 21" H	1192
GBSC__-3030-24	30" x 30" x 24" H	1234
GBSC__-3636-15	36" x 36" x 15" H	\$1293
GBSC__-3636-18	36" x 36" x 18" H	1330
GBSC__-3636-21	36" x 36" x 21" H	1368
GBSC__-3636-24	36" x 36" x 24" H	1414

Options

101. Weighted base + \$105.

102. Kerf Cut 1/8" + \$65.

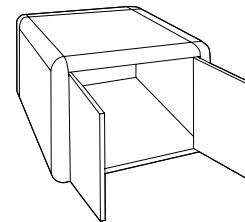


103. Casters + \$95. for a set of 4

105. Baron Storage Cube

Same as Baron Cube above except with door(s).

18-24" wide units have one door



Specify Style #GBSD__- and add \$261. for one hinged door
add \$352. for two hinged doors

Adjustable shelf if desired: + \$97.

GEOMETRIC ACCESSORIES PRICE GUIDE

Baron Cube

Top Options



CG1
Eased



SE9
Eased

Clear Glass	Stone Inlay
+ \$496.	+ \$592.
616.	979.
846.	1394.
1036.	1696.

Base Options



BA1



BA2



BA3

Metal/Recessed Base – 2" H	Black Recessed Base – ¾" H	Black or Matching Veneer Recessed Base – 2" H
+ \$395.	+ \$120.	+ \$205.

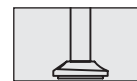
Legs – 4" H



LEG 1



LEG 2



LEG 3



LEG 4

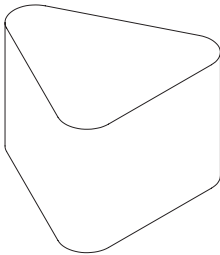
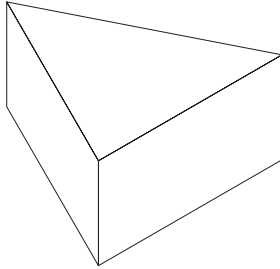
+ \$235.

Power Data

See Options page 26.

GEOMETRIC ACCESSORIES PRICE GUIDE

Triangle/Radius Triangle



Specifications

1. Materials/Finishes—see page 4.
2. Metal recessed band only available with separate top options.

TRIANGLE

Model #	Size	Wood Veneer	Laminate
GTR-2424-15	24" x 24" x 15" H	\$1064.	\$904.
GTR-2424-18	24" x 24" x 18" H	1125.	984.
GTR-2424-21	24" x 24" x 21" H	1182.	1054.
GTR-2424-24	24" x 24" x 24" H	1242.	1090.
GTR-3030-15	30" x 30" x 15" H	\$1190.	\$1118.
GTR-3030-18	30" x 30" x 18" H	1266.	1190.
GTR-3030-21	30" x 30" x 21" H	1339.	1259.
GTR-3030-24	30" x 30" x 24" H	1420.	1329.

RADIUS TRIANGLE

GRTR-2424-15	24" x 24" x 15" H	\$1265	\$1183
GRTR-2424-18	24" x 24" x 18" H	1335	1285
GRTR-2424-21	24" x 24" x 21" H	1405	1377
GRTR-2424-24	24" x 24" x 24" H	1474	1423
GRTR-3030-15	30" x 30" x 15" H	\$1553	\$1464
GRTR-3030-18	30" x 30" x 18" H	1653	1553
GRTR-3030-21	30" x 30" x 21" H	1750	1645
GRTR-3030-24	30" x 30" x 24" H	1852	1737

Options

101. Weighted base + \$105.














102. Kerf Cut 1/8" + \$65.



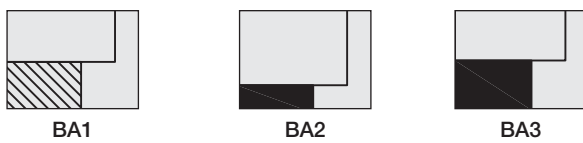
GEOMETRIC ACCESSORIES PRICE GUIDE

Triangle/Radius Triangle

Top Options

		 ED1 Bevel	 ED4 Waterfall	 EDS1 Bevel	 EDS4 Waterfall	 SE4 Waterfall	
CG1 Eased	CGA1 or CGS1 Eased	 ED5 Concave	 ED7 Reeded	 EDS5 Concave	 EDS7 Reeded	 SE9 Eased	 RBA1
Clear Glass	Clear Glass with Standoffs	Wood Edges with Laminate/Veneer Inlay		Wood Edges with Stone Inlay		Stone Top	Metal Recessed Band
N/A	N/A	+ \$525.		+ \$1249.		N/A	+ \$220.
N/A	N/A	598.		1684.		N/A	235.
+ \$616.	+ \$1041.	575.		1299.		+ \$724.	220.
846.	1271.	648.		1734.		1086.	235.

Base Options



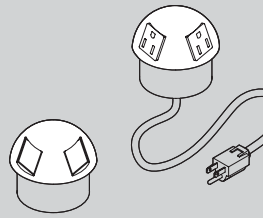
Metal/Recessed Base – 2" H	Black Recessed Base – ¾" H	Black or Matching Veneer Recessed Base – 2" H
+ \$395.	+ \$120.	+ \$205.

Power Data

See Options page 26.

ARNOLD KOLAX FURNITURE

Options



Option #162 *Power/Data/Voice Sphere*

Description: Spherical tabletop Power/Data/Voice grommet. Molded plastic unit perfect for round tables. Size is 3.375" diameter x 1.75" high above surface. UL Listed and CSA certified.

Standard Items: None. This unit is highly configurable.

Optional Items: RJ11 Voice Cat3, RJ45 Data Cat5E, DB 15 video jack, power receptacles, five different finishes, and hardwire ready unit. Call factory for pricing on these options if not listed below.

Please order by option number below. *If no option number is specified factory will supply option #162-A.*

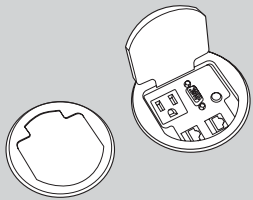
Option #	Finish	Cord Type	Power	Data	Voice	Video	Mini Stereo	List Each
162-A	Black	120" w/ Plug	2	1	1	0	N/A	\$220.00
162-B	Black	120" w/ Plug	2	2	0	0	N/A	\$231.00
162-C	Black	120" w/ Plug	2	1	0	1	N/A	\$220.00
162-D	Black	None	0	4	0	0	N/A	\$220.00
162-E	Black	2 @ 120" w/ Plugs	4	0	0	0	N/A	\$220.00

For a Translucent, Nickel Mica, Silver Mica, or Charcoal Mica finish please add \$40.

For a hardwire ready unit with 72" cord please add \$50 (or \$100 for #162-E).

Please indicate all upcharges on purchase order.

For a cut out in stone or glass please add \$250.



Option #171 *"Mini"*

Description: Round tabletop Power, Data, and Voice grommet. Metallic unit with flip up lid. Size is 3.88" in diameter and 2.63" high when lid is open. This unit is UL listed. The grommet is available in three finishes.

Standard Items: Power outlet(s), RJ45 Cat5e data jack(s)

Optional Items: Anodized Black, Brushed Aluminum or Brushed Brass finish, RJ11 cat3 jack, 15 pin HD video jack.

Please order by option number below. *If no option number is specified factory will supply option #171-A.*

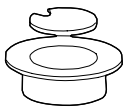
Option #	Finish	Cord Type	Power	Data	Voice	Video	Mini-Stereo	List Each
171-A	Black	72" w/ Plug	1	1	1	1	1	\$993.00
171-B	Black	72" w/ Plug	1	2	0	1	1	\$993.00
171-C	Black	72" w/ Plug	2	2	0	0	0	\$1048.00
171-D	Black	72" w/ Plug	2	1	1	0	0	\$1048.00

For a brushed aluminium finish please add \$125.

For a brushed brass finish please add \$295.

For a cut out in stone or glass please add \$250.

Computer & Electrical Equipment



033 Grommet
+ \$55.
2" diameter

Finishes: Optional & Special

201 Color match
+ 82.50 net minimum or 15% per match

202 Gloss plastic laminate top
+ 10%

Dock Delivery Price List

For Arnold Kolax Furniture

ORDERS OVER \$25,000 LIST CALL THE FACTORY

ZONE ONE

NORTHERN NEW JERSEY,
MANHATTAN, BRONX, QUEENS,
STATEN ISLAND & BROOKLYN

**3.5% OF FURNITURE LIST PRICE
IS THE NET FREIGHT COST**
MINIMUM \$125.

ZONE TWO

FAIRFIELD, CT
WESTCHESTER, ROCKLAND,
NASSAU COUNTIES, NY,
SUFFOLK COUNTY,
SOUTHERN NEW JERSEY

**4% OF FURNITURE LIST PRICE
IS THE NET FREIGHT COST**
MINIMUM \$175.

ZONE THREE

NEW HAVEN, HARTFORD, CT,
PHILADELPHIA & PA EAST OF HARRISBURG

**5% OF FURNITURE LIST PRICE
IS THE NET FREIGHT COST**
MINIMUM \$190.

ZONE FOUR

RHODE ISLAND,
PA WEST OF HARRISBURG,
UPSTATE NEW YORK, DELAWARE, MARYLAND
WASHINGTON DC, BOSTON &
MASSACHUSETTS

**5.5% OF FURNITURE LIST PRICE
IS THE NET FREIGHT COST**
MINIMUM \$225.

FOR DESTINATIONS NOT SHOWN OR FOR INSIDE DELIVERY AND INSTALLATIONS PLEASE CALL FACTORY

Prices shown above represent non-union, straight time delivery.

Crating charges are included in the price.

Product may arrive blanket wrapped or crated.

It is the customer's responsibility to make sure that furniture can fit in building and elevator.

Allow 6-8 days additional to acknowledged shipping date for delivery.

Upcharges will be assessed for the following:

- overtime delivery
- union requirements
- carry-up of furniture
- moving of existing furniture
- attempted delivery
- masonite coverage on floors
- disassembly of furniture for narrow doorways or elevators
- special insurance requirements
- over-sized desk (wider than 96")

Due to the uncertainty of energy prices a fuel surcharge may be applicable. Please check our website for up to date freight information.

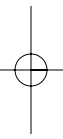
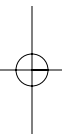
Literature Request Form

Brochures/Literature	Qty	Finish/Wood Samples	Qty
Complete AKF Binder		101 Royal Walnut	
Library Furniture		102 Cordovan Walnut	
Casegoods		104 Senator Walnut	
Geometric Accessories Tables		105 Cappuccino Walnut	
Glass Top Tables		106 Natural Walnut	
Power & Data		503 Ebonized Walnut	
Bookcases/Wall Units		200 Natural Oak	
GSA Library Furniture		201 Harvest Oak	
GSA Casegoods		501 Ebonized Oak	
Complete GSA Binder		300 Mahogany	
Wood Finish Cards		301 Cherry Mahogany	
Stone Finish Cards		303 Scarlet Mahogany	
Complete Sample Box		400 Medium Cherry	
		401 Light Cherry	
		402 Victorian Cherry	
		404 Red Cherry	
		406 Classic Cherry	
		408 English Cherry	
		700 Natural White Maple	
		701 Pearwood on Maple	
		603 Light Anigre	

SHIP TO: _____



Phone 973-375-3344
Toll Free 866-425-6529
Fax 973-375-6024
arnoldkolax.com



arnoldkolax
Arnold Kolax Furniture, Inc.

Arnold Kolax Furniture, Inc.
609 Chancellor Avenue • Irvington, NJ 07111

