

Configurations
 All reception desk styles shown above are available in 3 Configurations:
 Configuration 0 is desk only.
 Configuration 1 is a desk with a right or left return.
 Configuration 2 is a desk, bridge and rear credenza.
 In addition, several styles have a third configuration:
 In the Concord style, Configuration 3 is a three quarter circle.
 In the Arcus style, Configuration 3 is a main desk with left and right hand return.
 In Prismo Millenium and Rio styles, configuration 3 is composed of a radiused center section with a return on both sides.

Custom Capabilities
 Arnold Reception Desks welcomes requests for custom units. All the units above can be reconfigured to respond to special conditions and requirements. ARD can also build pure custom units based on special architectural specifications.

Special Finishes
 ARD also welcomes requests to match finishes from other furniture manufacturers and will provide strike off for approval for a modest upcharge.

Woods/Veneers

All solid woods and veneers used on exterior surfaces are A1 select grades. Plain sliced American Walnut, White Oak, Maple and Cherry, applied in a "reverse slip match" fashion resulting in a balanced appearance, as well as slip match Sapele (Mahogany), are the standard veneers used. Ash Burl, Birdseye Maple, and Crotch Mahogany veneers are standard or any option on selected products only. Anigre veneers are available at an upcharge. Every effort is made to match solid wood and veneer of like color and grain, however, since wood is a natural material, some variation in grain, color, and character may occur. This variation is not considered a defect.

ARD woods sample color chips are dated, and only chips dated with the current year should be used. If older samples are used, please send the sample with the purchase order for proper color adjustment.

About Woods

ARD would like to take this opportunity to point out to its customers several of the distinguishing characteristics that make wood such a unique material with beauty and charm:

-- No two trees are exactly alike, and as a result, natural variations in color and tone are to be expected

-- Solid woods and veneers accept stain in varying degrees, thereby contributing to slight differences in shading

-- Woods are highly susceptible to color changes from exposure to light, particularly from the ultra violet rays. Cherry is extremely photo sensitive. It is recommended that the end user be instructed to avoid placing wood products in areas with prolonged exposure to direct sunlight. This will help to minimize, though not eliminate, color changes.

-- Properly maintained levels of humidity in the environment where the furniture is placed should also minimize instances of warping, checking, and cracking of veneers and solids. Fluctuations in humidity and temperature may cause panels and solid wood components to expand and contract, and may lead to panel warpage and finish checking or cracking. Prolonged exposure of furniture to dry heat during winter months should be avoided.

A minimum humidity level of 45% in climate controlled buildings is very important for the proper care of natural wood products.

Note: Due to the nature of Burl and Crotch veneer, the temperature and humidity of the environment into which the product is placed may cause change to the face veneer. ARD cannot be held responsible for checking and/or shrinkage that may occur over the course of time.

Special Wood Finishes

ARD provides its customers finish matching capability. Customer must submit 3 x 3" sample of the finish to be matched. The amount of upcharge is based upon the following criteria:

-- \$75 minimum on any special wood finish

-- Color match only of sample with open pore finish: + 5%

-- Color and texture match of closed pore finishes: + 25%

-- Closed pore finish (top surface only) on any Arnold standard wood stain: + 10%

-- Buffed/polished appearance: call factory for pricing

-- Finish matches requiring bleaching will result in an additional upcharge. The factory reserves the right to make the final determination.

Please note, that unless otherwise agreed, closed pore finishes will be done on horizontal work surfaces only.

Special and Custom items.
ARD has the ability, through its flexible manufacturing policy, to produce custom office furniture, or modify any existing Arnold line to meet the user's requirement. Please submit your plans and specifications for a quotation. All sales on custom or specially modified items are final. A 50% deposit is required when the order is placed, whether or not credit is established with ARD. These orders cannot be cancelled once the manufacturing process has started.

Wood Finishes

ARD offers a substantial number of different stains on White Oak, Walnut, Sapele (Mahogany), Cherry, Anigre and White Maple solid woods and veneers. A "seven step" open pore finish is standard. It is a rich, lustrous, water and alcohol resistant 30° satin sheen, multi-coat precatalized top coating applied over a "hand rubbed" wiping stain. Color consistency is maintained by constant comparisons to "control panels" at every step in the finishing process.

Standard ARD Wood Finishes are:

Royal Walnut	101
Cordovan Walnut	102
Park Ave Walnut	103
Cappucino Walnut	105
Platinum Walnut	107
New York Walnut	108
Bourbon Walnut	109
Natural Oak	200
Midnight Oak	202
Graphite Oak	203
Mahogany	300
Ashleigh Mahogany	301
Scarlet Mahogany	303
Light Cherry	401
Victorian Cherry	402
Red Cherry	404
Classic Cherry	406
Ebonized Oak	501
Ebonized Walnut	503
*Windsor Anigre	604
*Belmont Anigre	605
Natural White Maple	700
Kensington Maple	702
Yukon Maple	703

Standard fabrics: visit arnoldcontract.us

* Items in Anigre veneer are available at an upcharge.

Plastic Laminates

ARD offers the option of laminate inlay on countertops and worksurfaces in any standard matte laminate from Nevamar, Pionite, Formica or Wilsonart at no upcharge. ARD offers both complete plastic laminate products, and wood products with plastic laminate tops.

In addition to the above, most products offered by ARD are available with laminate tops, at no additional charge, for Standard matte your choice from Pionite, Nevamar, Formica, or Wilsonart.

Natural Stones

Marble and granite tops are available on selected ARD products. They can be either inlaid or overlaid (no wood edge). Please refer to the individual product sections to determine which products are available with stone tops.

Consult factory for other custom stone.

Please note that not all granites are available on any given product: consult the introductory pages at the beginning of each section for availability.

Options/Accessories

A variety of product options are available from ARD. The compatibility of individual options is noted on each page: a more detailed description of options available is contained on page 7.

Terms

Net 30 days. All prices shown in this price list are list prices. Dock delivered according to zones. Prices are effective January 1, 2012 and are valid until superseded. This price list supercedes all previous ARD price list.

Ordering information

Order directly by mail, fax, or telephone to the ARD Company indicated at the bottom of each page in this price list.

Please include the following when ordering:

- 1 – Item name, style number, and description
- 2 – Top size or OA size as shown in price list
- 3 – Type of wood and finish color
- 4 – Variables if applicable, such as left or right
- 5 – Options when desired
- 6 – Indicated if products is to be "shipped together" with other products from other Arnold companies.

Telephone orders must be confirmed by a purchase order. Duplicate orders received not marked "Confirmation" are the responsibility of the buyer.

New Accounts

Please include three satisfactory credit references, one bank reference and a 50% deposit with your first order.

Acknowledgements

Upon credit approval, all orders will be acknowledged by ARD. Acknowledgements indicate terms of sale, discount rate, buyer's representative, Transportation Company, approximate shipping date, merchandise ordered, freight cost if applicable, and our acknowledgement number. All prices are dock delivered prices according to zones unless otherwise indicated. Please check with ARD immediately in case of a question or discrepancy. ARD will not be held responsible on orders placed on the phone without written confirmation.

Prices

Prices are based on an order as written, and not necessarily on your inquiry or our original quotation. The price as shown on the acknowledgment are final and will be invoiced on the date of shipment.

Cancellations and/or Changes

Orders are processed immediately upon receipt, and cancellations or changes can only be made with prior approval of ARD. A cancellation charge of 10% will be incurred after a period of three working days. Cancellation of "Work in progress" is subject to a 25% charge. Special orders, special finishes, "Quick Ship", and orders marked "Rush" cannot be cancelled. Cancellation of a standard unit after fabrication will incur a 50% charge.

Shipping Delays

Diligent effort will be made to ship orders for the date acknowledged. We cannot be held financially responsible for delays due to strikes, accidents, raw material shortages or other delays.

Packing and Shipping

Goods are carefully inspected and blanket wrapped or cartoned before being turned over to the transportation company. All units are shipped assembled except for side returns on L desks and U shaped workstations, resulting in a quick and easy setup at the destination. Credenza/hutch units and certain bookcases are shipped with the top unit detached.

Damaged Material

The goods are carefully inspected and in good condition when accepted by the carrier. If damage occurs, it is your responsibility to immediately notify the transportation company to make an inspection prior to discarding packaging material. If the packaging material is damaged, you should make this request upon receipt of shipment. Upon receipt, all shipments should be opened and thoroughly inspected for concealed damages and reported within 24 hours.

Manufacturing Defects

Claims of a factory defect must be verified by a factory representative. Unauthorized deductions from our invoice will not be allowed.

Generalities

All ARD casegoods are shipped with heavy duty 1/4 – 20 tread adjustable nylon glides that permit perfect drawer and door alignment. A strip of wood (a skid strip) protecting the casegoods during shipment must be removed before the glides can be adjusted to meet the contours of the floor. Multi-piece tops are shipped with "level tights" that allow for a perfectly flush alignment of tops.

Product Changes

ARD reserves the right to make changes in design and construction or to discontinue products without prior notice.

Warranty

ARD warrants to its initial customers that ARD products conform to specifications, drawings, samples, or other product descriptions furnished by ARD, and are of good material and workmanship, free of manufacturing and factory defects, and will function properly under normal use and service for three years if installed by ARD and/or authorized dealer. However, natural variations in color and grain patterns occur in bent wood, solid wood, and veneers.

The warranty set forth above does not apply to products modified, altered, or repaired by unauthorized personnel, or to products damaged during shipment or installation, or by accident, abuse, alternation, misuse, tampering, misapplication, negligence by others, improper repair or maintenance, fire and/or other casualty. This warranty does not apply to defects in components not manufactured by ARD.

It is expressly understood and agreed that the customer's sole and exclusive remedy for any and all losses or damages resulting from non-confirming goods, or from any others causes, shall be the repair or replacement of defective parts at the option of ARD, and that ARD shall not be liable for damages, for injury to persons or property, nor for replacement of the entire commercial unit, if repair or replacement of defective parts can reasonably render the unit conforming.

SELLER MAKES NO OTHER WARRANTIES, EITHER EXPRESSED OR IMPLIED, AS TO ANY MATTER WHATSOEVER, AND ARD DISCLAIMS ANY WARRANTY OF MERCHANTABILITY OR FITNESS FOR A PARTICULAR USE OR PURPOSE.

No officer, employee, or representative of ARD has the authority to assume greater liability than that described above.

Drawers and Locks

- 010** - Door lock + \$80 for each pair of doors.
- 011** - Door lock + \$80 for each individual door.
- 013** - Lock for center drawer + \$50 on desks.
- 020** - Center drawer for desk + \$225 22" wide.



Computer and Electrical Equipment

- 031** - Full articulating keyboard arm + \$555. Available for any 21" deep desk high surface. Swivels side to side and tilts toward user.



- 040** - Hollow chassis with internal cableway



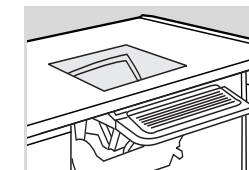
Call factory for pricing.

- 042** - Removable cable access panel. 48" w X 18" h + \$1,815

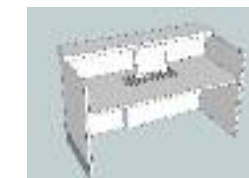


Permits access to internal cableway.

- 038** - Video display terminal accessory package (VDT). + \$2,405

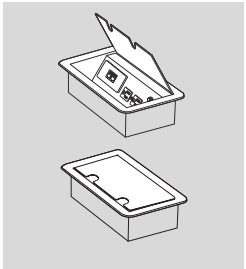


- 044** - Nova E-trolley monitor lift.



Call factory for pricing.

- 141** - Interact, Flip-top, power, data and voice receptacle unit + \$420 2 power jacks, 2 data/voice jacks. Can be mounted into an horizontal surface. Size: 8 5/8" w x 5 3/8" d x 3/4" h with 6' Cord + Plug.



Color: Black only

Accessories

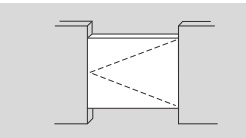
- 070** - Task light with facia (10", 14", and 23") + \$380.

- 071** - Cork tackboard + \$35 per square foot

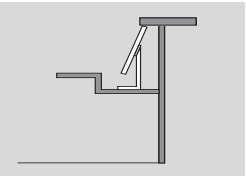
- 072** - Fabric tackboard + \$50 per square foot.

- R08** - Hinged gate.

Call factory for pricing.



- R09** - Monitor well with keyboard platform + \$1,600

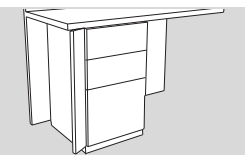


- R10** - Cable access door w/grommet + \$370 Permits access to wall receptacles through cut out in modesty panel. 12"h x 24"w maximum width.




- R11** - Hinged access flap + \$360

Permits access to wall receptacles on returns.



- R20** - ADA counter + \$1,840 34" h AFF to top of counter



DELIVERED PRICES

Arnold Reception Desks is pleased to introduce here a system of delivered prices, based on geographical zones. The map on the facing page shows how the lower 48 have been divided in to 4 zones. (Some states have two different zones.)

All list prices shown here include dock delivery. Inside delivery and installation by the agents of ARD is available in certain areas of the East Coast, and can be found on the enlarged map of Zone 1. Call factory for pricing. Local dealers who want to pick-up the finished furniture at our Irvington NJ factory will be offered a discount of 5%.

STORAGE

Another major change involves the storage options. All units are now shown with no pedestals or storage. They have to be added to the list price. At the bottom of each page are the most common storage options, with a list price.

MODULAR COURTROOM FURNITURE

ARD has expanded its offering of modular courtroom furniture, and now offers several styles of attorney tables, jury boxes, lecterns and courtroom dividers. Please view our Modular Courtroom Furniture pricebook for more details.

NOTE

Important - please check all critical on-site measurements -- doorways, elevators, halls -- to make certain they are adequate to allow passage and installation of large reception desks.

Smaller units may be subject to additional freight charges and all prices are subject to fuel surcharge.



- Zone 1
Northern NJ
Minimum Charge: \$250 NET or 6.5% of NET price
- Zone 2
Philly, NYC, Long Island, White Plains, Stamford
Minimum Charge: \$350 NET or 7.5% of NET price
- Zone 3
Boston through Washington DC
Minimum Charge: \$450 NET or 8.5% of NET price
- Zone 4
Minnesota down to Texas
Minimum Charge: \$550 NET or 9% of NET price

Delivery and installation available in some areas of Zone 1-3

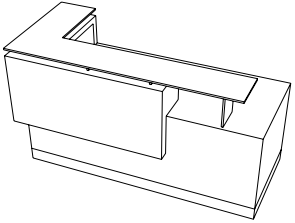
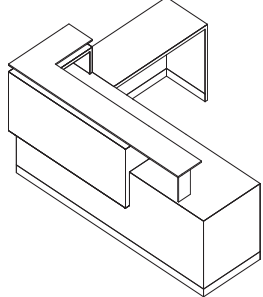
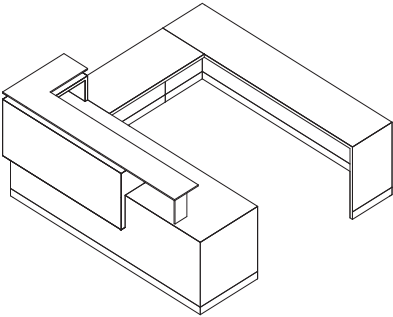
Call factory for pricing.

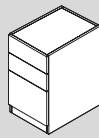
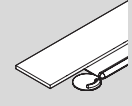
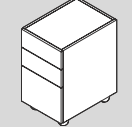
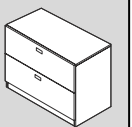
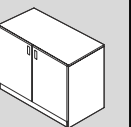
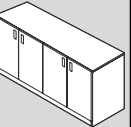
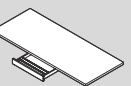

Kubist Series

Kubist features: 1/2" anodized aluminum counter on aluminum standoffs, laminate Kube(subtop), wood chassis and flush metal laminate toekick.

Kirigami Series

Kirigami features: white satin lacquer chassis, laminate worksurface, sharp angle design, white back painted 1/4" glass transaction top, and laminate recessed toekick.

Plan Configuration	Sizes W x D x H	Model No.	Price	Ship Wt		Plan Configuration	Sizes W x D x H	Model No.	Price	Ship Wt			
Configuration 0 	Desk				<p>Comes standard with 1/2" anodized aluminum counter and matching rectangular stand-offs</p> <p>Alternate Options: 1/2" clear glass Deduct LIST \$1,500</p> <p>1 1/4" Std Arnold finish veneer top with wood or metal laminate stand-offs Deduct LIST \$4,500</p> <p>Kube options any Arnold standard:</p> <ul style="list-style-type: none"> - std matte laminate - std metal laminate - finished wood veneer - solid color (Benjamin Moore paint on MDF) 	Configuration 0	Desk						
	Desk only, with grommet.	72 x 31 x 42	RKC072	21978			800	Desk only, 42"d x 42"h with grommet.	72 x 42 x 42	RKAC072	24176	800	
	See storage options below.	84 x 31 x 42	RKC084	23392			850	See storage options below.	84 x 42 x 42	RKAC084	25731	900	
		96 x 31 x 42	RKC096	24853		900			96 x 42 x 42	RKAC096	27338	1000	
Configuration 1 	Desk with Return					<p>Comes standard with 1/2" anodized aluminum counter and matching rectangular stand-offs</p> <p>Alternate Options: 1/2" clear glass Deduct LIST \$1,500</p> <p>1 1/4" Std Arnold finish veneer top with wood or metal laminate stand-offs Deduct LIST \$4,500</p> <p>Kube options any Arnold standard:</p> <ul style="list-style-type: none"> - std matte laminate - std metal laminate - finished wood veneer - solid color (Benjamin Moore paint on MDF) 	Configuration 1	Desk with Return					
	Desk and 48"w x 24"d return, with two grommets.	72 x 79 x 42	RKC172	24853				1000	Desk and 48"w x 24"d return, with two grommets.	72 x 90 x 42	RKAC172	27338	1100
	Specify left or right return.	84 x 79 x 42	RKC184	26267				1100	See storage options below.	84 x 90 x 42	RKAC184	28894	1200
		96 x 79 x 42	RKC196	27278			1200			96 x 90 x 42	RKAC196	30006	1300
Configuration 2 	Desk with Bridge and Credenza						<p>Comes standard with 1/2" anodized aluminum counter and matching rectangular stand-offs</p> <p>Alternate Options: 1/2" clear glass Deduct LIST \$1,500</p> <p>1 1/4" Std Arnold finish veneer top with wood or metal laminate stand-offs Deduct LIST \$4,500</p> <p>Kube options any Arnold standard:</p> <ul style="list-style-type: none"> - std matte laminate - std metal laminate - finished wood veneer - solid color (Benjamin Moore paint on MDF) 	Configuration 2	Desk with Bridge and Credenza				
	Desk, 48"w x 24"d bridge, and 20"d rear credenza shell, with three grommets.	72 x 99 x 42	RKC272	28763	1500				Desk, 48"w x 24"d bridge and 20"d rear credenza shell, with three grommets.	72 x 110 x 42	RKAC272	31639	1500
	Specify left or right return.	84 x 99 x 42	RKC284	30177	1650				See storage options below.	84 x 110 x 42	RKAC284	33194	1600
		96 x 99 x 42	RKC296	31868	1700					96 x 110 x 42	RKAC296	35055	1700

Storage options to be placed under worksurface				Storage options to be placed under worksurface									
RPED 21 Box, box, file pedestal with lock, 16" wide. Add \$1265 List.		RPED 02 File, file pedestal with lock, 16" wide. Add \$1140 List.		RMP 21 Mobile BBF pedestal, with lock, 16" wide. Add \$1486 List.		RFL 30 RFL 36 Lateral file with lock, 30" or 36" wide. Add \$1705 List.		RDC 30 2-door storage with adj wood shelf, 30" wide. Add \$1386 List.		RDC 60 4-door storage with adj wood shelves, 60" wide. Add \$1788 List.		020 Pencil drawer. Add \$225 List.	
												031 Articulating Keyboard drawer Add \$555 List.	

Prices shown are list prices - FOB Factory

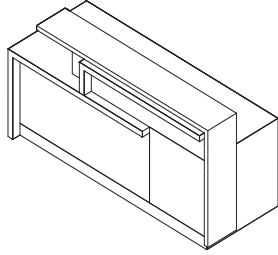
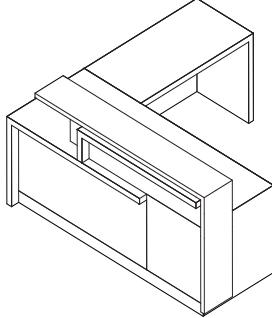
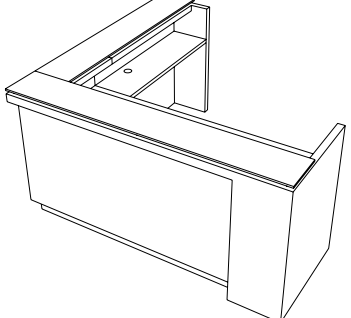
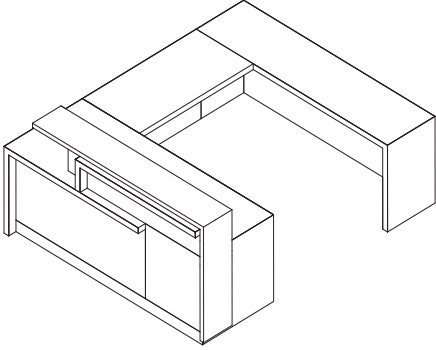
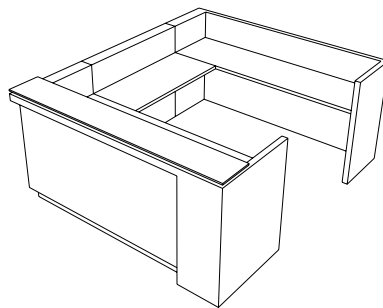
Prices shown are list prices - FOB Factory

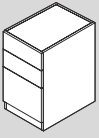
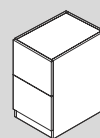
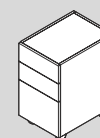

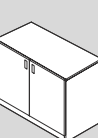
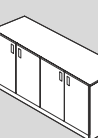
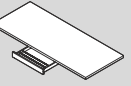

Linea Series

Linea features: ARD sourced White Carrara marble or Absolute Black granite waterfall counter, backpainted starfire glass satin etched front panel and metal laminate toekick.

Brielle Series

Brielle features: 1/2" low iron clear glass on ARD std brushed stainless steel stand-offs 3" thick chassis border in Arnold standard finish veneer, satin lacquer or matte colorcore laminate with recessed accent panel in std finishes and standard laminate toekick

Plan Configuration	Sizes W x D x H	Model No.	Price	Ship Wt		Plan Configuration	Sizes W x D x H	Model No.	Price	Ship Wt			
Configuration 0 	Desk				<p>Comes standard with 1/2" anodized aluminum counter and matching rectangular stand-offs</p> <p>Alternate Options: 1/2" clear glass Deduct LIST \$1,500</p> <p>1 1/4" Std Arnold finish veneer top with wood or metal laminate stand-offs Deduct LIST \$4,500</p> <p>Kube options any Arnold standard:</p> <ul style="list-style-type: none"> - std matte laminate - std metal laminate - finished wood veneer - solid color (Benjamin Moore paint on MDF) 	Configuration 0	Desk				<p>Alternate Options</p> <p>Marble Granite Solidsurface Quartz</p> <p>Frosted glass Backpainted glass</p> <p>Please call factory</p> <p>Note: Certain marbles may be too fragile for this style.</p>		
	Desk only, with grommet.	72 x 30 x 42	RKL072	20911			800	Desk only grommet.	72 x 34 x 42	RBB072		19355	800
	See storage options below.	84 x 30 x 42	RKL084	22239			850	See storage options below.	84 x 34 x 42	RBB084		21110	900
	96 x 30 x 42	RKL096	23821	900				96 x 34 x 42	RBB096	23800		1000	
Configuration 1 	Desk with Return					Configuration 1 	Desk with Return						
	Desk and 48"w x 24"d return, with two grommets.	72 x 78 x 42	RKL172	23821			1000	Desk and 48"w x 24"d return, with two grommets.	72 x 82 x 42	RBB172		25045	1100
	See storage options below.	84 x 78 x 42	RKL184	25395			1100	See storage options below.	84 x 82 x 42	RBB184		26812	1200
	96 x 78 x 42	RKL196	27002	1200				96 x 82 x 42	RBB196	29485		1300	
Configuration 2 	Desk with Bridge and Credenza					Configuration 2 	Desk with Bridge and Credenza						
	Desk, 48"w x 24"d bridge, and 20"d rear credenza shell, with three grommets.	72 x 98 x 42	RKL272	27161	1500		Desk, 48"w x 24"d bridge and 20"d rear credenza shell, with three grommets.	72 x 102 x 42	RBB272	31973	1500		
	See storage options below.	84 x 98 x 42	RKL284	29696	1650		See storage options below.	84 x 102 x 42	RBB284	34283	1600		
	96 x 98 x 42	RKL296	31556	1700			96 x 102 x 42	RBB296	37485	1700			

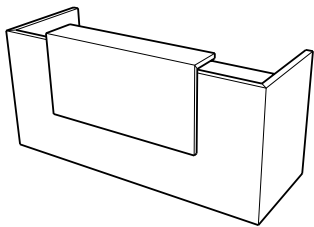
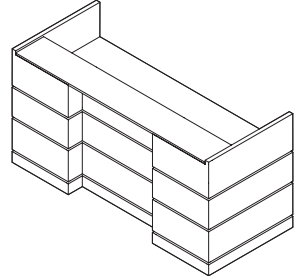
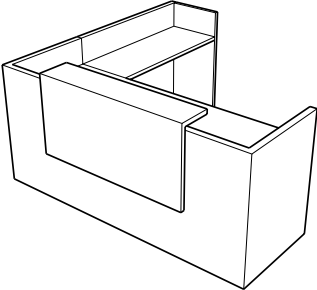
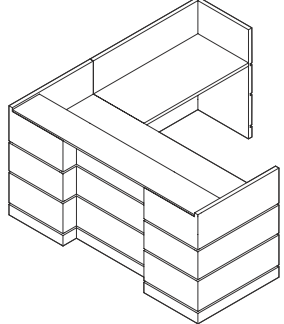
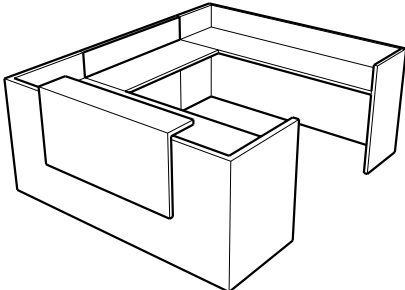
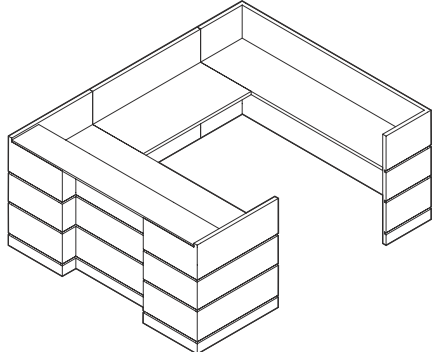
Storage options to be placed under worksurface				Storage options to be placed under worksurface				020	
RPED 21 Box, box, file pedestal with lock, 16" wide. Add \$1265 List. 	RPED 02 File, file pedestal with lock, 16" wide. Add \$1140 List. 	RMP 21 Mobile BBF pedestal, with lock, 16" wide. Add \$1486 List. 	RFL 30 RFL 36 Lateral file with lock, 30" or 36" wide. Add \$1705 List. 	RDC 30 2-door storage with adj wood shelf, 30" wide. Add \$1386 List. 	RDC 60 4-door storage with adj wood shelves, 60" wide. Add \$1788 List. 	020 Pencil drawer. Add \$225 List. 	031 Articulating Keyboard drawer Add \$555 List. 		

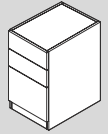
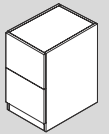
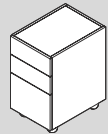
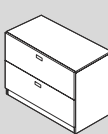
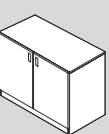
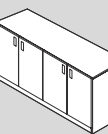
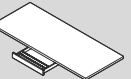

Prices shown are list prices - FOB Factory

Prices shown are list prices - FOB Factory

Cascade features: Arnold std satin lacquer, 2" thick chassis panels and ARD sourced 3/4" White Carrara marble or 3/4" Absolute Black granite waterfall counter

Siena features: deep horizontal reveals, a recessed center section, and 1/2" thick frosted glass transaction counter with polished edges

Plan Configuration	Sizes W x D x H	Model No.	Price	Ship Wt		Plan Configuration	Sizes W x D x H	Model No.	Price	Ship Wt					
Configuration 0 	Desk				Alternate Options Marble Granite Solidsurface Quartz Frosted glass Backpainted glass Please call factory	Configuration 0 	Desk				Alternate Options Marble Granite Solidsurface Quartz Frosted glass Backpainted glass Please call factory				
	Desk only, with grommet.	72 x 32 x 42	RMC072	12467			800	Desk only, with grommet.	72 x 36 x 42	RTIC072		13333	600		
	See storage options below.	84 x 32 x 42	RMC084	13596			850	See storage options below.	84 x 36 x 42	RTIC084		16154	700		
		96 x 32 x 42	RMC096	15330			900		96 x 36 x 42	RTIC096		17623	800		
Configuration 1 	Desk with Return					Note: Certain marbles may be too fragile for this style.	Configuration 1 	Desk with Return					Note: Certain marbles may be too fragile for this style.		
	Desk and 48"w x 24"d return, with two grommets.	72 x 80 x 42	RMC172	16132				1000	Desk and 48"w x 24"d return, with two grommets.	72 x 84 x 42		RTIC172		18094	1000
	See storage options below.	84 x 80 x 42	RMC184	17270				1100	See storage options below.	84 x 84 x 42		RTIC184		20884	1100
		96 x 80 x 42	RMC196	18992				1200		96 x 84 x 42		RTIC196		22307	1200
Specify left or right return.							Specify left or right return.								
Configuration 2 	Desk with Bridge and Credenza						Configuration 2 	Desk with Bridge and Credenza							
	Desk, 48"w x 24"d bridge, and 20"d rear credenza shell, with three grommets.	72 x 100 x 42	RMC272	20595				1500	Desk, 48"w x 24"d bridge, and 20"d rear credenza shell, with three grommets.	72 x 104 x 42		RTIC272		23772	1400
	See storage options below.	84 x 100 x 42	RMC284	22083				1650	See storage options below.	84 x 104 x 42		RTIC284		26756	1500
		96 x 100 x 42	RMC296	24167	1700			96 x 104 x 42		RTIC296	28388	1600			
Specify left or right return.					Specify left or right return.										

Storage options to be placed under worksurface				Storage options to be placed under worksurface				020					
RPED 21 Box, box, file pedestal with lock, 16" wide. Add \$1265 List.		RPED 02 File, file pedestal with lock, 16" wide. Add \$1140 List.		RMP 21 Mobile BBF pedestal, with lock, 16" wide. Add \$1486 List.		RFL 30 RFL 36 Lateral file with lock, 30" or 36" wide. Add \$1705 List.		RDC 30 2-door storage with adj wood shelf, 30" wide. Add \$1386 List.		RDC 60 4-door storage with adj wood shelves, 60" wide. Add \$1788 List.		020 Pencil drawer. Add \$225 List.	
												031 Articulating Keyboard drawer Add \$555 List.	

Prices shown are list prices - FOB Factory

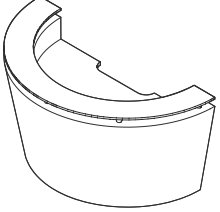
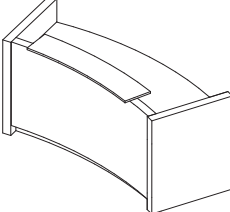
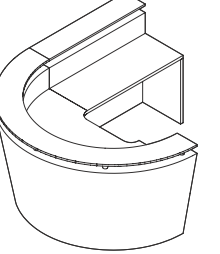
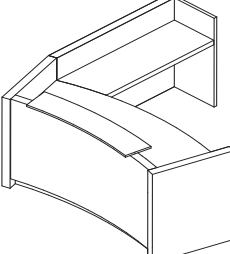
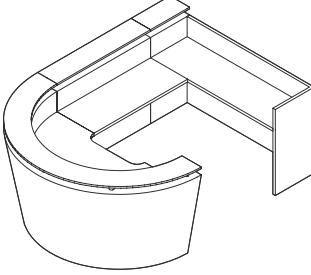
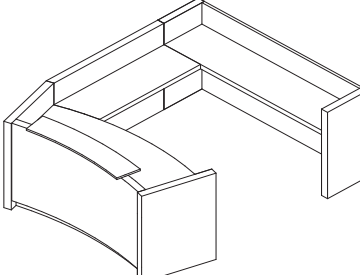
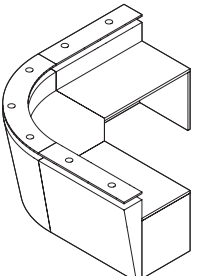
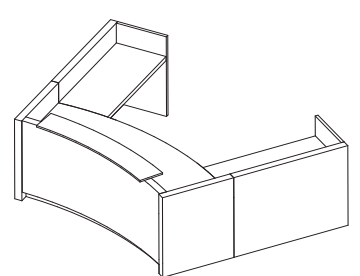
Prices shown are list prices - FOB Factory

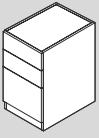
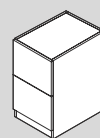
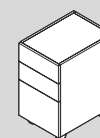

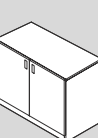
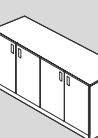
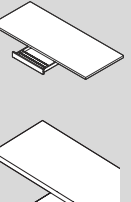
Rio Series

Rio features: a tapered wood chassis and clear glass counter on tapered stainless steel stand-offs

Arcus Series

Arcus features: concave chassis with 3" thick end panels, 1/2" clear glass transaction counter on metal standoffs, and recessed metal laminate toekick

	Plan Configuration	Sizes W x D x H	Model No.	Price	Ship Wt		Plan Configuration	Sizes W x D x H	Model No.	Price	Ship Wt		
	Desk Desk only with grommet. Both sizes can accommodate two pedestals.	84 x 48 x 42	RPR084	21598	800	Alternate Options: Marble / granite top Solidsurface Quartz Low Iron Glass: -Clear -Frosted -Backpainted LED lighting Please call factory for pricing	Configuration 0 	Desk Desk only, with grommet. See storage options below.	72 x 36 x 42	RARC072	15408	600	Alternate Options: Marble / granite top Solidsurface Quartz Low Iron Glass: -Clear -Frosted -Backpainted LED lighting Please call factory for pricing
		96 x 48 x 42	RPR096	25769	900				84 x 37 x 42	RARC084	17002	700	
	Desk with Return 48" x 29" return with grommet. Specify left or right return.	84 x 90 x 42	RPR184	26498	1200			Desk with Return Desk and 48" w x 24" d return, with two grommets. See storage options below. Specify left or right return.	72 x 84 x 42	RARC172	19658	1000	
		96 x 90 x 42	RPR196	31745	1300				84 x 85 x 42	RARC184	21252	1100	
	Desk with Bridge and Credenza Desk, 48" w x 29" d bridge, and 20" d rear credenza shell, with three grommets. Specify left or right return.	84 x 110 x 42	RPR284	31944	1400			Desk with Bridge and Credenza Desk, 48" w x 24" d bridge, and 20" d rear credenza shell, with three grommets. See storage options below.	72 x 104 x 42	RARC272	25769	1400	
		96 x 101 x 42	RPR296	37457	1500				84 x 105 x 42	RARC284	27761	1500	
	Desk with two Returns Center section is 48" x 48" two 48" x 36" returns.	96 x 96 x 42	RPR272	31613	1400			Desk with two returns Only available with 84" or 96" front desk 84" with two 21" returns 96" with two 24" returns See storage options below.	125x 82 x 42	RARC272	28116	1400	

Storage options to be placed under worksurface				Storage options to be placed under worksurface				020 Pencil drawer. Add \$225 List.					
RPED 21 Box, box, file pedestal with lock. 16" wide. Add \$1265 List.		RPED 02 File, file pedestal with lock, 16" wide. Add \$1140 List.		RMP 21 Mobile BBF pedestal, with lock, 16" wide. Add \$1386 List.		RFL 30 RFL 36 Lateral file with lock, 30" or 36" wide. Add \$1705 List.		RDC 30 2-door storage with adj wood shelf, 30" wide. Add \$1386 List.		RDC 60 4-door storage with adj wood shelves, 60" wide. Add \$1705 List.		031 Articulating Keyboard drawer Add \$555 List.	

Prices shown are list prices - FOB Factory

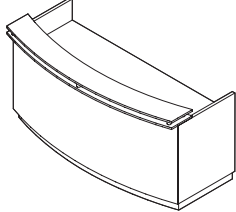
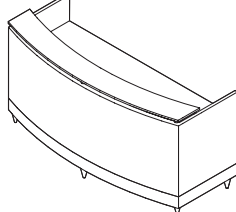
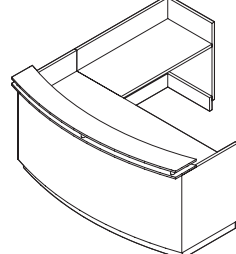
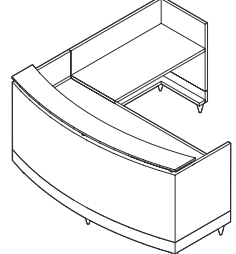
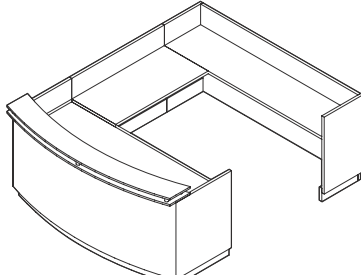
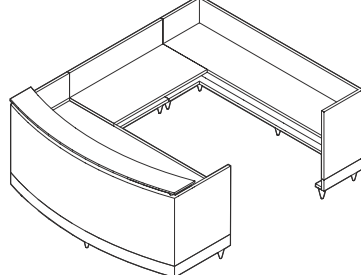
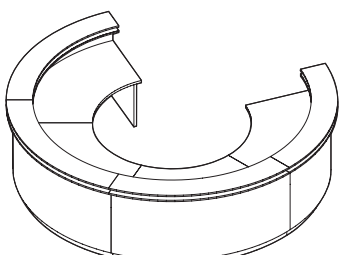
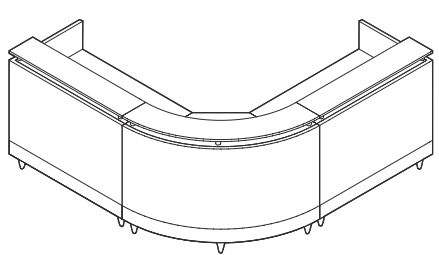
Prices shown are list prices - FOB Factory

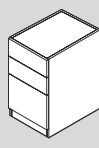
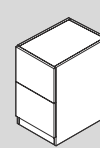
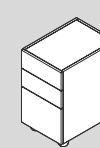
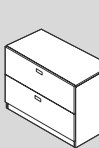
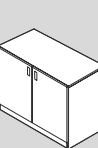
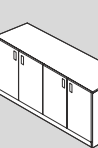
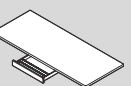

Prismo Atlantis Series

Prismo Atlantis features: 1/2" clear glass counter on ARD std metal stand-offs above std self edge metal laminate subtop with recessed metal toekick.
Option for accent reveals in matching metal laminate available, call factory for pricing.

Prismo Millennium Series

Prismo Millennium features: 1/2" clear glass counter on ARD std metal stand-offs on metal laminate subtop and conical metal legs or recessed plinth base
Option for accent reveals in matching metal laminate available, call factory for pricing.

Prismo Atlantis Series						Prismo Millennium Series					
Plan Configuration	Sizes W x D x H	Model No.	Price	Ship Wt	Options:	Plan Configuration	Sizes W x D x H	Model No.	Price	Ship Wt	Options:
 <p>Configuration 0 Desk</p> <p>Desk only, with grommet.</p> <p>See storage options below.</p>	72 x 39 x 42	RPAC172	19954	600	<p>Options:</p> <p>Diamond accents in aluminum, black laquer or contrasting wood. One set of three, call factory for upcharge</p>	 <p>Configuration 0 Desk</p> <p>Desk only, with grommet.</p> <p>See storage options below.</p>	72 x 36 x 42	RPMC072	16833	600	<p>Options:</p> <p>Diamond accents in aluminum, black laquer or contrasting wood. One set of three, call factory for upcharge</p>
	84 x 39 x 42	RPAC184	22084	700			84 x 36 x 42	RPMC084	19143	700	
	96 x 39 x 42	RPAC196	23935	800			96 x 36 x 42	RPMC096	21459	800	
 <p>Configuration 1 Desk with Return</p> <p>Desk and 48" w x 24" d return, with two grommets.</p> <p>See storage options below.</p> <p>Specify left or right return.</p>	72 x 87 x 42	RPAC172	19954	900	<p>Alternate Options</p> <p>Marble Granite Solidsurface Quartz</p> <p>Frosted glass Backpainted glass</p> <p>Please call factory</p>	 <p>Configuration 1 Desk with Return</p> <p>Desk and 48" w x 24" d return, with two grommets.</p> <p>See storage options below.</p> <p>Specify left or right return.</p>	72 x 84 x 42	RPMC172	20621	1000	<p>Alternate Options</p> <p>Marble Granite Solidsurface Quartz</p> <p>Frosted glass Backpainted glass</p> <p>Please call factory</p>
	84 x 87 x 42	RPAC184	22084	1000			84 x 84 x 42	RPMC184	23540	1100	
	96 x 87 x 42	RPAC196	23935	1100			96 x 84 x 42	RPMC196	25790	1200	
 <p>Configuration 2 Desk with Bridge and Credenza</p> <p>Desk, 48" w x 24" d bridge, and 20" d rear credenza shell, with three grommets.</p> <p>See storage options below.</p> <p>Specify left or right return.</p>	72 x 107 x 42	RPAC272	25717	1200	<p>Note:</p> <p>Certain marbles may be too fragile for this style.</p>	 <p>Configuration 2 Desk with Bridge and Credenza</p> <p>Desk, 48" w x 24" d bridge, 20" d rear credenza shell, with three grommets.</p> <p>Specify left or right return.</p>	72 x 104 x 42	RPMC272	27027	1200	<p>Note:</p> <p>Certain marbles may be too fragile for this style.</p>
	84 x 107 x 42	RPAC284	27839	1350			84 x 104 x 42	RPMC284	29330	1350	
	96 x 107 x 42	RPAC296	30327	1450			96 x 104 x 42	RPMC296	31645	1450	
 <p>Configuration 3 Round Desk</p> <p>Round desk in four sections. Available in 12', 14' and 16' dia.</p> <p>See storage options below.</p>	144 x 144 x 42	RPAC3144	49967	3000	<p>Configuration 3 Desk with two Returns</p> <p>See storage options below.</p>		90 x 90 x 42	RPMC272	28970	1300	
	168 x 168 x 42	RPAC3168	56261	4000							
	192 x 192 x 42	RPAC3192	72831	6000							

Storage options to be placed under worksurface				Storage options to be placed under worksurface			
<p>RPED 21 Box, box, file pedestal with lock, 16" wide.</p> <p>Add \$1265 List.</p> 	<p>RPED 02 File, file pedestal with lock, 16" wide.</p> <p>Add \$1140 List.</p> 	<p>RMP 21 Mobile BBF pedestal, with lock, 16" wide.</p> <p>Add \$1486 List.</p> 	<p>RFL 30 RFL 36 Lateral file with lock, 30" or 36" wide.</p> <p>Add \$1705 List.</p> 	<p>RDC 30 2-door storage with adj wood shelf, 30" wide.</p> <p>Add \$1386 List.</p> 	<p>RDC 60 4-door storage with adj wood shelves, 60" wide.</p> <p>Add \$1788 List.</p> 	<p>020 Pencil drawer. Add \$225 List.</p> 	<p>031 Articulating Keyboard drawer Add \$555 List.</p> 

Prices shown are list prices - FOB Factory

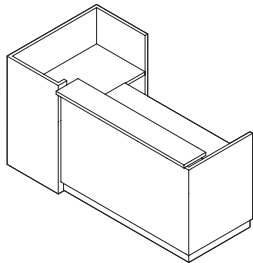
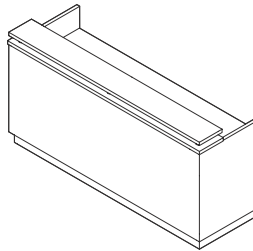
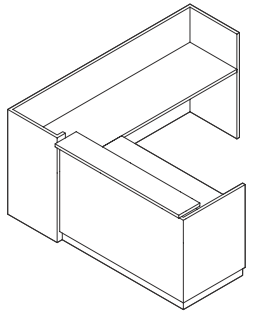
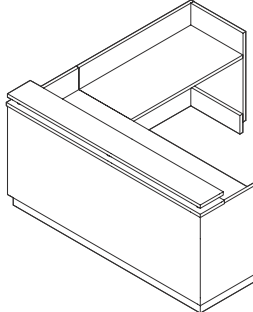
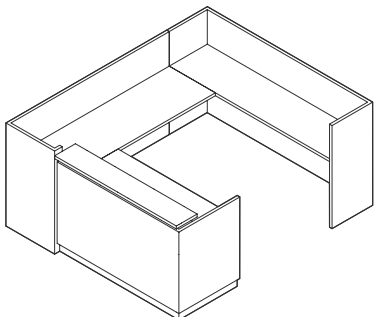
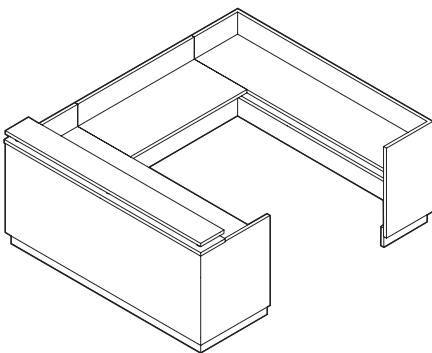
Prices shown are list prices - FOB Factory

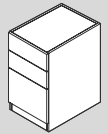
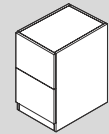
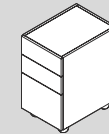
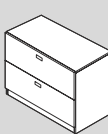
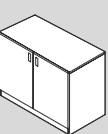
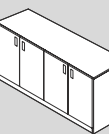
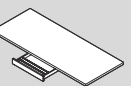
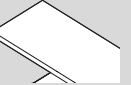
Ravenna Series

Ravenna features: a rectangular main desk with counter in wood, ARD sourced 3/4" White Carrara marble or 3/4" Absolute Black granite or 1/2" low iron clear glass on metal stand-offs, metal laminate toekick, ARD std finish veneer monolith on right or left sides.

Prismo Como Series

Prismo Como features: 1/2" clear glass counter on metal stand-offs, flat front on main desk chassis, and recessed metal toekick. Option for accent reveals in matching metal laminate available, call factory for pricing.

Plan Configuration	Sizes W x D x H	Model No.	Price	Ship Wt		Plan Configuration	Sizes W x D x H	Model No.	Price	Ship Wt			
Configuration 0 	Desk				Alternate Options Marble Granite Solidsurface Quartz Frosted glass Backpainted glass Please call factory Note: Certain marbles may be too fragile for this style.	Configuration 0 	Desk				Alternate Options Marble or granite Solidsurface Quartz Backpainted glass (White is standard) Call factory for pricing		
	Desk only, 35"d x 43"h with grommet.	72 x 45 x 43	RTV072	11542			800	Desk only with grommet.	72 x 30 x 42	RPCC072		8694	600
	See storage options below.	84 x 45 x 43	RTV084	13658			850	See storage options below.	84 x 30 x 42	RPCC084		9780	700
	96 x 45 x 43	RTV096	15111	900				RPCC096	10548	800			
Configuration 1 	Desk with Return					Configuration 1 	Desk with Return						
	Desk and 48"w x 24"d return, with two grommets.	72 x 80 x 43	RTV172	14116			1000	Desk and 48"w x 24"d return, with two grommets.	72 x 78 x 42	RPCC172		11888	850
	See storage options below.	84 x 80 x 43	RTV184	16143			1100	See storage options below.	84 x 78 x 42	RPCC184		13422	900
Specify left or right return.	96 x 80 x 43	RTV196	17626	1200			Specify left or right return.	96 x 78 x 42	RPCC196	14302		1000	
Configuration 2 	Desk with Bridge and Credenza					Configuration 2 	Desk with Bridge and Credenza						
	Desk, 48"w x 24"d bridge and 20"d rear credenza shell, with three grommets.	72 x 100 x 43	RTV272	18326			1500	Desk with Bridge and Credenza	72 x 98 x 42	RPCC272		15296	1200
	See storage options below.	84 x 100 x 43	RTV284	20449	1650		See storage options below.	84 x 98 x 42	RPCC284	16825	1300		
Specify left or right return.	96 x 100 x 43	RTV296	21571	1700	Specify left or right return.		96 x 98 x 42	RPCC296	17824	1400			

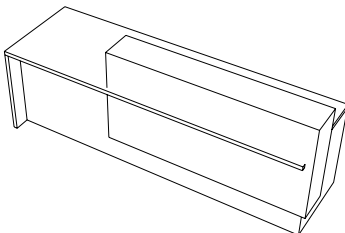
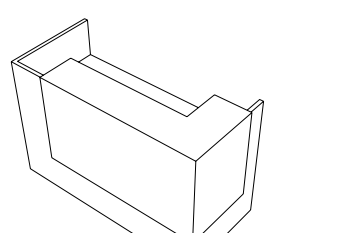
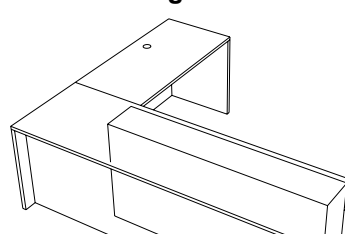
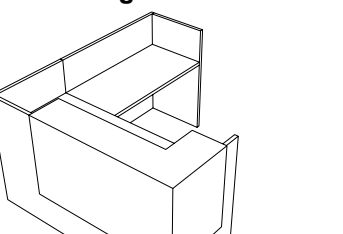
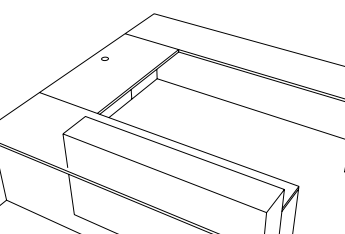
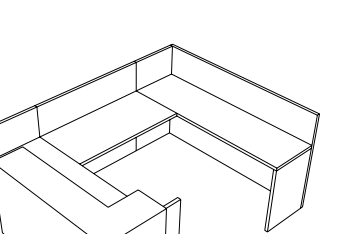
Storage options to be placed under worksurface				Storage options to be placed under worksurface									
RPED 21 Box, box, file pedestal with lock, 16" wide. Add \$1265 List.		RPED 02 File, file pedestal with lock, 16" wide. Add \$1140 List.		RMP 21 Mobile BBF pedestal, with lock, 16" wide. Add \$1486 List.		RFL 30 RFL 36 Lateral file with lock, 30" or 36" wide. Add \$1705 List.		RDC 30 2-door storage with adj wood shelf, 30" wide. Add \$1386 List.		RDC 60 4-door storage with adj wood shelves, 60" wide. Add \$1788 List.		020 Pencil drawer. Add \$225 List.	
												031 Articulating Keyboard drawer Add \$555 List.	

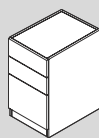
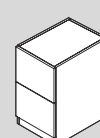
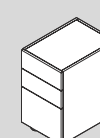
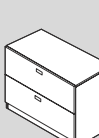
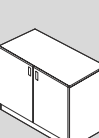
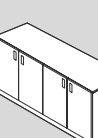
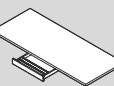
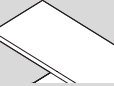
Prices shown are list prices - FOB Factory

Prices shown are list prices - FOB Factory

Geo Konnect features: desk height with rectangular transaction block with worksurface slicing through and recessed front panel

Korner Konnect features: L shaped counter in ARD std veneer or self edge matte laminate

Plan Configuration	Sizes W x D x H	Model No.	Price	Ship Wt		Plan Configuration	Sizes W x D x H	Model No.	Price	Ship Wt				
Configuration 0 	Desk				Alternate Options Marble or granite Solidsurface Quartz Backpainted glass (White is standard) Call factory for pricing	Configuration 0 					Alternate Options Marble or granite Solidsurface Quartz Clear glass Frosted glass Backpainted glass Please call factory			
	Desk only, with grommet.	72 x 30 x 42	RKK072	10800			1000	Desk only, with grommet.	72 x 30 x 42	RTDC072		9078	800	
	See storage options below.	84 x 30 x 42	RKK084	12035			1100	See storage options below.	84 x 30 x 42	RTDC084		10236	900	
	96 x 30 x 42	RKK096	13273	1200				96 x 30 x 42	RTDC096	10614		1000		
Configuration 1 	Desk with Return						Configuration 1 							
	Desk and return, with 2 grommets.	72 x 78 x 42	RKK172	14360				900	Desk and return, with 2 grommets.	72 x 72 x 42		RTDC172	12238	1000
	See storage options below.	84 x 78 x 42	RKK184	15128				1000	See storage options below.	84 x 72 x 42		RTDC184	12907	1100
Specify left or right return.	96 x 78 x 42	RKK196	16123	1100					96 x 72 x 42	RTDC196		13774	1200	
Configuration 2 	Desk with Bridge and Credenza							Configuration 2 						
	Desk, bridge and rear credenza shell, with 3 grommets.	72 x 98 x 42	RKK272	18004	1000				Desk, bridge and rear credenza shell, with 3 grommets.	72 x 92 x 42	RTDC272	15848	1400	
	See storage options below.	84 x 98 x 42	RKK284	19256	1150				See storage options below.	84 x 92 x 42	RTDC284	16996	1500	
Specify left or right return.	96 x 98 x 42	RKK296	20373	1200					96 x 92 x 42	RTDC296	18388	1600		

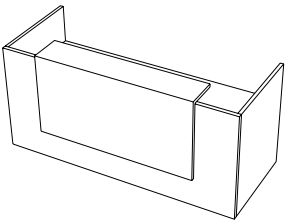
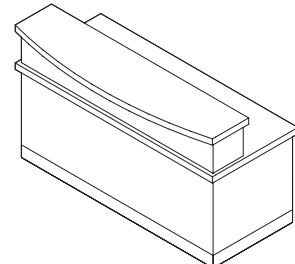
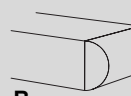
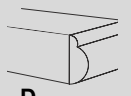
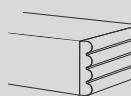
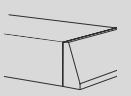
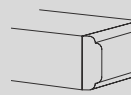
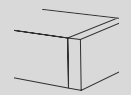
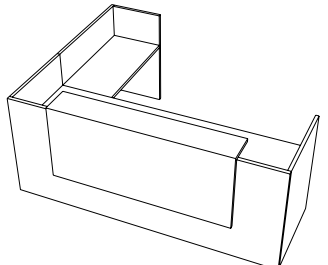
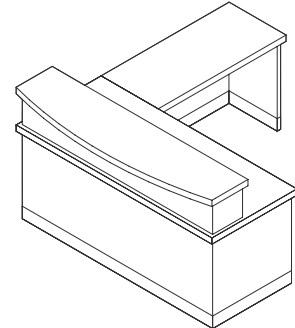
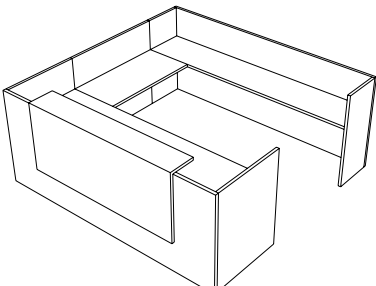
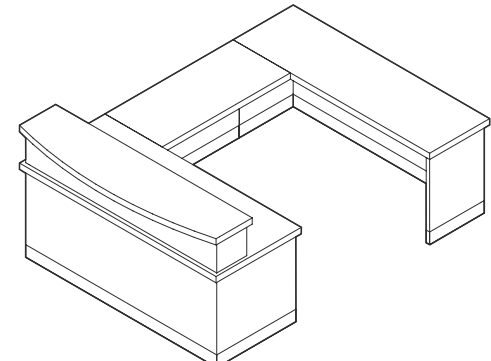
Storage options to be placed under worksurface				Storage options to be placed under worksurface									
RPED 21 Box, box, file pedestal with lock, 16" wide. Add \$1265 List.		RPED 02 File, file pedestal with lock, 16" wide. Add \$1140 List.		RMP 21 Mobile BBF pedestal, with lock, 16" wide. Add \$1486 List.		RFL 30 RFL 36 Lateral file with lock, 30" or 36" wide. Add \$1705 List.		RDC 30 2-door storage with adj wood shelf, 30" wide. Add \$1386 List.		RDC 60 4-door storage with adj wood shelves, 60" wide. Add \$1788 List.		020 Pencil drawer. Add \$225 List.	
												031 Articulating Keyboard drawer Add \$555 List.	

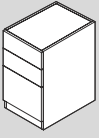
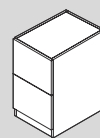
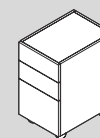

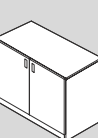
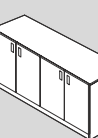

Prices shown are list prices - FOB Factory

Prices shown are list prices - FOB Factory

Waterfall Konnect features: waterfall counter in ARD standard finish veneer or self edge matte laminate

Aspen features: an 18" deep bow-shaped counter, kerf reveal around toe kick, and contemporary edge detail at worksurface height

Waterfall Konnect Series						Aspen Series							
Plan Configuration	Sizes W x D x H	Model No.	Price	Ship Wt		Plan Configuration	Sizes W x D x H	Model No.	Price	Ship Wt			
Configuration 0 	Desk					Configuration 0 	Desk				Edge details for transaction counter tops 2" thick wood Contemporary       Alternate Options Marble or granite Solidsurface (Corian) Quartz Clear glass Frosted glass Backpainted glass Please call factory		
	Desk only, with grommet.	72 x 30 x 42	RWK172	7796			600	Desk only, with grommet.	66 x 36 x 42	RAC066		13027	700
	See storage options below.	84 x 30 x 42	RWK184	8466			700	See storage options below.	72 x 36 x 42	RAC072		14060	800
	96 x 30 x 42	RWK196	9332	800				84 x 36 x 42	RAC084	16481		900	
Configuration 1 	Desk with Return					Configuration 1 	Desk with Return						
	Desk and return, with 2 grommets.	72 x 72 x 42	RWK172	10956			900	Desk and return, with 2 grommets.	66 x 84 x 42	RAC166		17447	900
	See storage options below.	84 x 72 x 42	RWK184	11625			1000	See storage options below.	72 x 84 x 42	RAC172		18380	1000
	96 x 72 x 42	RWK196	12492	1100				84 x 84 x 42	RAC184	19846		1100	
Configuration 2 	Desk with Bridge and Credenza					Configuration 2 	Desk with Bridge and Credenza						
	Desk, bridge and rear credenza shell, with 3 grommets.	72 x 92 x 42	RWK272	14566	1300		Desk, bridge and rear credenza shell, with 3 grommets.	66 x 104 x 42	RAC266	22164	1300		
	See storage options below.	84 x 92 x 42	RWK284	15713	1400		See storage options below.	72 x 104 x 42	RAC272	23096	1400		
	96 x 92 x 42	RWK296	17105	1500			84 x 104 x 42	RAC284	24565	1500			

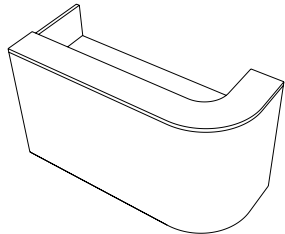
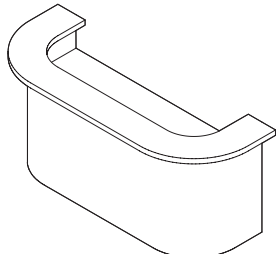
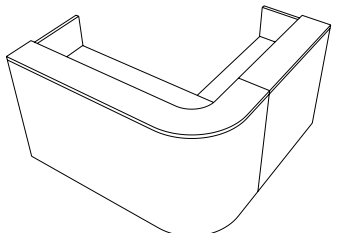
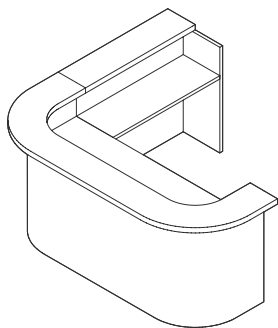
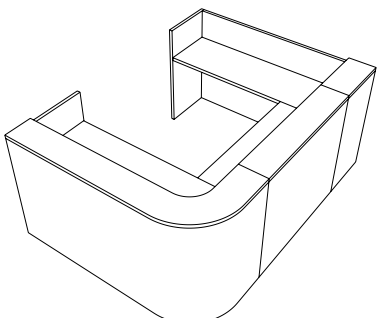
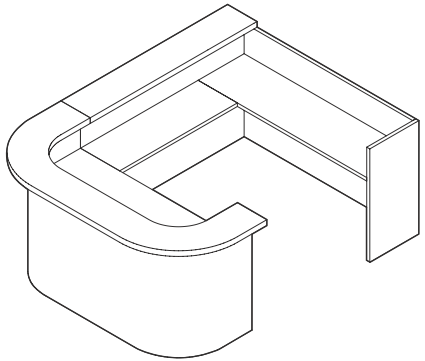
Storage options to be placed under worksurface				Storage options to be placed under worksurface				020 Pencil drawer. Add \$225 List.					
RPED 21 Box, box, file pedestal with lock, 16" wide. Add \$1265 List.		RPED 02 File, file pedestal with lock, 16" wide. Add \$1140 List.		RMP 21 Mobile BBF pedestal, with lock, 16" wide. Add \$1486 List.		RFL 30 RFL 36 Lateral file with lock, 30" or 36" wide. Add \$1705 List.		RDC 30 2-door storage with adj wood shelf, 30" wide. Add \$1386 List.		RDC 60 4-door storage with adj wood shelves, 60" wide. Add \$1788 List.		031 Articulating Keyboard drawer Add \$555 List.	

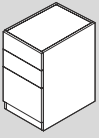
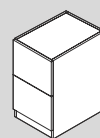
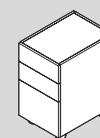

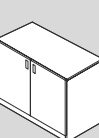
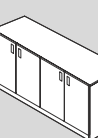
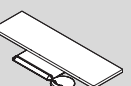
Prices shown are list prices - FOB Factory

Prices shown are list prices - FOB Factory

Radius Konnect features: one radius corner, left or right, with standard finish veneer or self edge matte laminate inside overhang transaction counter

Omega features: two radius corners that maximize usable worksurface

Plan Configuration		Sizes W x D x H	Model No.	Price	Ship Wt	Alternate Options Marble or granite Solidsurface Quartz Clear glass Frosted glass Backpainted glass (White is standard) Call factory for pricing	Plan Configuration		Sizes W x D x H	Model No.	Price	Ship Wt	Edge details for transaction counter tops. 2" thick wood Contemporary B D R V H Transaction Options: Marble or granite Solidsurface Quartz Clear or Frosted glass Backpainted glass Please call factory		
Configuration 0 	Desk						Configuration 0 	Desk							Inside overhang 72 x 30 x 42 ROC_0721 9690 550 84 x 30 x 42 ROC_0842 10756 600 Inside/outside 84 X 36 X 42 ROC_0842 10180 550 96 X 36 X 42 ROC_0962 11322 600
	Desk only, with grommet.	72 x 30 x 42	RBC072	9105	650			Desk only, with grommet.	72 x 30 x 42	ROC_0721	9690	550			
	See storage options below.	84 x 30 x 42	RBC084	10176	750			See storage options below.	84 x 30 x 42	ROC_0842	10756	600			
		96 x 30 x 42	RBC096	11210	950			Inside/outside	84 X 36 X 42	ROC_0842	10180	550			
Configuration 1 	Desk with Return					Configuration 1 	Desk with Return						Inside overhang 72 x 78 x 42 ROC_1721 12952 850 84 x 78 x 42 ROC_1842 13945 950 Inside/outside 84 X 84 X 42 ROC_1842 13612 850 96 X 84 X 42 ROC_1962 14644 950		
	Desk and 42" w x 21" d return, with two grommets.	72 x 72 x 42	RBC172	12790	950		Desk and 42" w x 21" d return, with two grommets.	72 x 78 x 42	ROC_1721	12952	850				
	See storage options below.	84 x 72 x 42	RBC184	13945	1050		See storage options below.	84 x 78 x 42	ROC_1842	13945	950				
	Specify left or right return.	96 x 72 x 42	RBC196	15245	1250		Specify left or right return.	Inside/outside	84 X 84 X 42	ROC_1842	13612	850			
Configuration 2 	Desk with Bridge and Credenza					Configuration 2 	Desk with Bridge and Credenza						Inside overhang 72 x 98 x 42 ROC_2721 18092 1200 84 x 98 x 42 ROC_2842 18570 1300 Inside/outside 84 X 104 X 42 ROC_2842 18910 1300 96 X 104 X 42 ROC_2962 19950 1400		
	Desk, 48" w x 21" d bridge and 20" d rear credenza shell, with three grommets.	72 x 92 x 42	RBC272	17092	1200		Desk, 48" w x 21" d bridge and 20" d rear credenza shell, with three grommets.	72 x 98 x 42	ROC_2721	18092	1200				
	See storage options below.	84 x 92 x 42	RBC284	17810	1300		See storage options below.	84 x 98 x 42	ROC_2842	18570	1300				
	Specify left or right return.	96 x 92 x 42	RBC296	19550	1400		Specify left or right return.	Inside/outside	84 X 104 X 42	ROC_2842	18910	1300			

Storage options to be placed under worksurface				Storage options to be placed under worksurface				020 Pencil drawer. Add \$225 List.
RPED 21 Box, box, file pedestal with lock. 16" wide. Add \$1265 List. 	RPED 02 File, file pedestal with lock, 16" wide. Add \$1140 List. 	RMP 21 Mobile BBF pedestal, with lock, 16" wide. Add \$1486 List. 	RFL 30 RFL 36 Lateral file with lock, 30" or 36" wide. Add \$1705 List. 	RDC 30 2-door storage with adj wood shelf, 30" wide. Add \$1386 List. 	RDC 60 4-door storage with adj wood shelves, 60" wide. Add \$1788 List. 	031 Articulating Keyboard drawer Add \$555 List. 		

Prices shown are list prices - FOB Factory

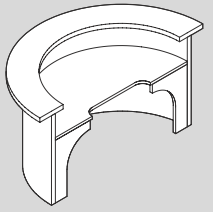
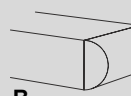
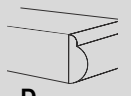
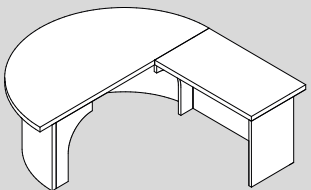
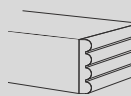
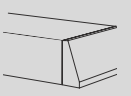
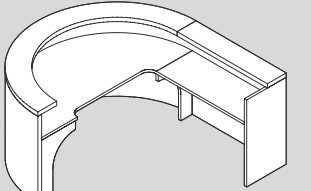
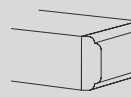
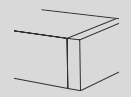
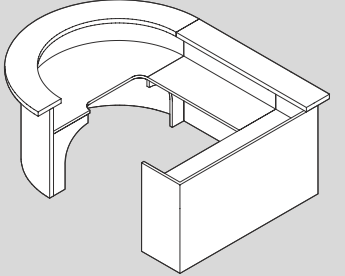
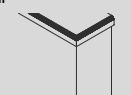
Prices shown are list prices - FOB Factory

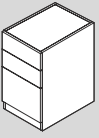
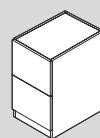
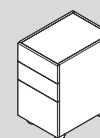

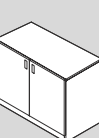
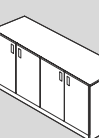
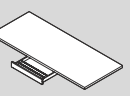

Crescent Series

Crescent features: available inside overhang or outside overhang (desk ht. only) or inside & outside overhang transaction countertops

Concord Series

Concord features: large quarter circle sections in 4 basic configurations

	Plan Configuration	Sizes W x D x H	Model No.	Price	Ship Wt		Plan Configuration	Sizes W x D x H	Model No.	Price	Ship Wt	Edge details for transaction counter tops. 2" thick
Configuration 0 / Outside inside overhang 	Configuration 0 Desk Desk only, with grommet. Optional sketch face veneer and square accents in contrasting wood (same species).	Executive height				Configuration 0 Two piece Desk 22" interior radius. Recessed toekick (wood or laminate) ADD \$2,500 LIST					 	
		84 x 42 x 30	RCD_0842	8880	700		114 x 57 x 42	RCC_042	16040	1000		
		96 x 48 x 30	RCD_0962	9503	800							
Configuration 1 / Outside overhang 	Configuration 1 Desk with Return Desk and 48" w x 21" d return, with two grommets. Optional sketch face veneer and square accents in contrasting wood (same species).	Inside overhang				Configuration 1 Three piece L-shaped unit See storage options below. Recessed toekick (wood or laminate) ADD \$2,500 LIST				 		
		72 x 36 x 42	RCC_0721	10925	900		105 x 105 x 42	RCC_142	17810		1150	
		84 x 42 x 42	RCC_0841	11692	1000							
Configuration 1 / Inside overhang 	Recessed toekick (wood or laminate). Call factory for pricing. Configuration 2 Desk with Bridge and Credenza Desk, 48" w x 21" d bridge, and 20" d rear credenza shell, with three grommets. Optional sketch face veneer and square accents in contrasting wood (same species). Call factory	Inside/outside overhang				Configuration 2 Three piece unit Center section 48" w x 35" deep See storage options below. Recessed toekick (wood or laminate) ADD \$2,500 LIST				 		
		84 x 42 x 42	RCC_0842	11957	700		162 x 57 x 42	RCC_242	20885		1250	
		96 x 48 x 42	RCC_0962	12791	800							
Configuration 2 / Outside inside overhang 	Recessed toekick (wood or laminate). Call factory for pricing. Configuration 3 Three piece unit 44" interior diameter. See storage options below. Recessed toekick (wood or laminate) ADD \$3,400 LIST	Executive height				Configuration 3 Three piece unit 44" interior diameter. See storage options below. Recessed toekick (wood or laminate) ADD \$3,400 LIST						
		84 x 90 x 30	RCD_1842	11948	700							
		96 x 96 x 30	RCD_1962	12572	800							
		Inside overhang										Transaction Options: Marble or granite Solidsurface Quartz Clear or Frosted glass Backpainted glass Please call factory Transitional detail 2" thick counter with solid wood plinthe toe kick. Add 10% List.
		84 x 90 x 42	RCC_1721	15024	900							
		84 x 90 x 42	RCC_1841	15786	1000							
		96 x 96 x 42	RCC_1961	16664	1100							Traditional detail 2" thick ogee edge on counter, solid wood plinthe toe kick, picture frame applied molding. Add 15% List.
		84 x 90 x 42	RCC_1842	16233	700							
		96 x 96 x 42	RCC_1962	16708	800							
		Executive height										
		84 x 110 x 30	RCD_2842	15136	1050							
		96 x 116 x 30	RCD_2962	15932	1510							
		Inside overhang										
		72 x 104 x 42	RCC_2721	18912	1000							
		84 x 110 x 42	RCC_2841	19725	1100							
		96 x 116 x 42	RCC_2961	20721	1200							
		Inside/outside overhang										
		84 x 110 x 42	RCC_2842	20343	1300							
		96 x 116 x 42	RCC_2962	21007	1400							

Storage options to be placed under worksurface				Storage options to be placed under worksurface				020					
RPED 21 Box, box, file pedestal with lock. 16" wide. Add \$1265 List.		RPED 02 File, file pedestal with lock, 16" wide. Add \$1140 List.		RMP 21 Mobile BBF pedestal, with lock, 16" wide. Add \$1486 List.		RFL 30 RFL 36 Lateral file with lock, 30" or 36" wide. Add \$1705 List.		RDC 30 2-door storage with adj wood shelf, 30" wide. Add \$1386 List.		RDC 60 4-door storage with adj wood shelves, 60" wide. Add \$1788 List.		020 Pencil drawer. Add \$225 List.	
												031 Articulating Keyboard drawer Add \$555 List.	

Prices shown are list prices - FOB Factory

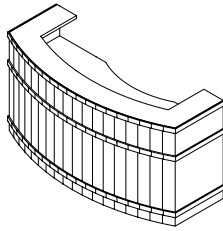
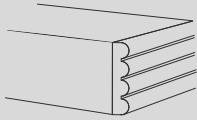
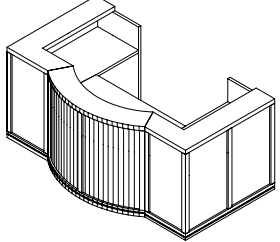
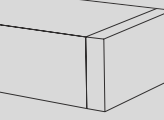
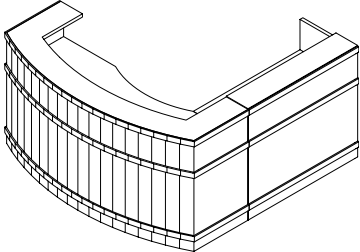
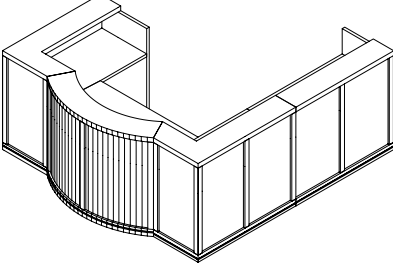
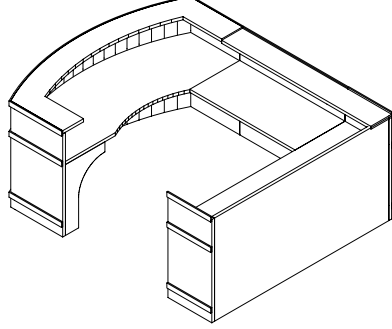
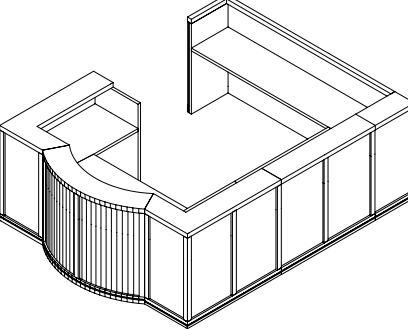
Prices shown are list prices - FOB Factory

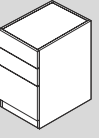
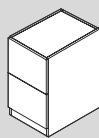
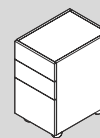
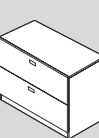
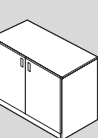
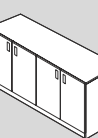
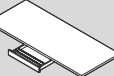

Regent Series

Regent features: bow shaped chassis and counter with solid wood molding at worksurface and baseboard heights.

Ascona Series

Ascona features: solid wood framing around veneer fields, with bow-shaped center section
Wood counter is typical

Regent Series						Ascona Series							
Plan Configuration	Sizes W x D x H	Model No.	Price	Ship Wt		Plan Configuration	Sizes W x D x H	Model No.	Price	Ship Wt			
Configuration 0 	Desk				Contemporary Reeded edge detail for transaction counter tops 	Configuration 0 					Contemporary Hardwood edge detail for transaction counter tops 		
	Desk only, 34"d x 42"h with grommet.	72 x 34 x 42	RTRC172	14366			700	Desk only with grommet.	96 x 57 x 42	RTNC096		21731	900
	See storage options below.	84 x 34 x 42	RTRC184	15391			800	See storage options below.	108 x 57 x 42	RTNC108		24147	1000
Configuration 1 	Desk with Return				Alternate Options Marble or granite Solidsurface Quartz Please call factory	Configuration 1 							
	Desk and 42"w x 24"d return, with two grommets.	72 x 82 x 42	RTRC172	19170			900	Desk and 48"w x 27"d return, with two grommets.	96 x 105 x 43	RTNC196	26014	1200	
	See storage options below. <i>Specify left or right return.</i>	84 x 82 x 42	RTRC184	20180			1000	See storage options below. <i>Specify left or right return.</i>	108 x 105 x 43	RTNC1108	29062	1300	
Configuration 2 	Desk with Bridge and Credenza				Configuration 2 								
	Desk, 48"w x 24"d bridge and 20"d rear credenza shell, with three grommets.	72 x 102 x 42	RTRC272	24278		1500	Desk with Bridge and Credenza	72 x 100 x 43	RTV272	18326	1500		
	See storage options below. <i>Specify left or right return.</i>	84 x 102 x 42	RTRC284	25288		1300	Desk, 48"w x 27"d bridge and 20"d rear credenza shell, with three grommets.	84 x 100 x 43	RTV284	20449	1650		
		96 x 102 x 42	RTRC296	26877	1400	See storage options below. <i>Specify left or right return.</i>							

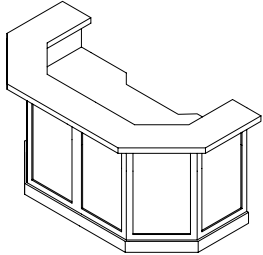
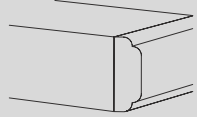
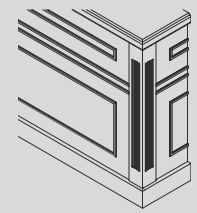
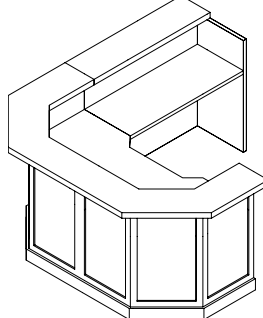
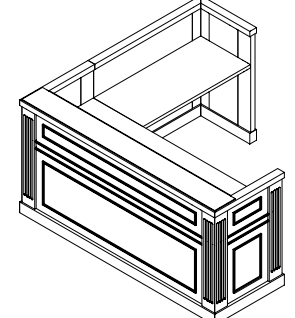
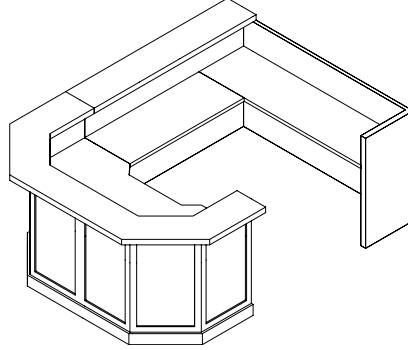
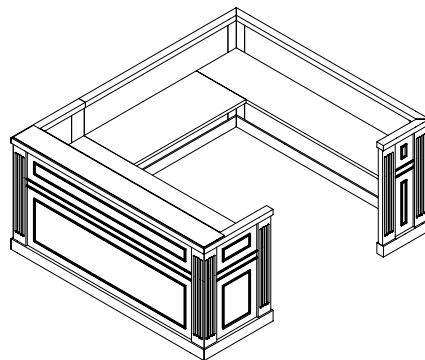
Storage options to be placed under worksurface				Storage options to be placed under worksurface									
RPED 21 Box, box, file pedestal with lock, 16" wide. Add \$1265 List.		RPED 02 File, file pedestal with lock, 16" wide. Add \$1140 List.		RMP 21 Mobile BBF pedestal, with lock, 16" wide. Add \$1486 List.		RFL 30 RFL 36 Lateral file with lock, 30" or 36" wide. Add \$1705 List.		RDC 30 2-door storage with adj wood shelf, 30" wide. Add \$1386 List.		RDC 60 4-door storage with adj wood shelves, 60" wide. Add \$1788 List.		020 Pencil drawer. Add \$225 List.	
												031 Articulating Keyboard drawer Add \$555 List.	

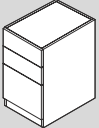
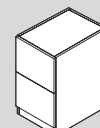
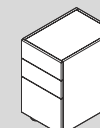
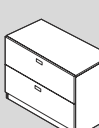
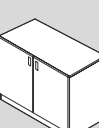
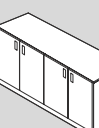
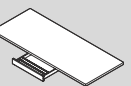

Prices shown are list prices - FOB Factory

Prices shown are list prices - FOB Factory

Kent features: raised panels in solid wood. 12" d Absolute Black Granite inlay transaction countertop comes standard. Please call factory for other inlay options: marble, granite, quartz, glass, or solid surface

Somerset features: 2" solid wood edge detail on transaction top, mitered picture frame molding, chair rail molding, and plinth base molding. Option for fluted columns, call factory

Plan Configuration	Sizes W x D x H	Model No.	Price	Ship Wt		Plan Configuration	Sizes W x D x H	Model No.	Price	Ship Wt			
Configuration 0 	Desk				Kent edge detail for transaction counter tops  K	Configuration 0	Desk				Option: Fluted Columns  M For stone in-lay transaction counter Please call factory		
	Desk only, 42"d x 42"h with grommet.	72 x 42 x 42	RTKC0722	19385			700	Desk only with grommet.	72 x 30 x 42	RTS072		14787	650
	See storage options below.	84 x 42 x 42	RTKC0842	20605			800	See storage options below.	84 x 30 x 42	RTS084		15993	750
	96 x 42 x 42	RTKC0962	22278	900				96 x 30 x 42	RTS096	17375		850	
Configuration 1 	Desk with Return					Configuration 1 	Desk with Return						
	Desk and 48"w x 21"d return, with two grommets.	72 x 90 x 42	RTKC1722	25967			1000	Desk and 48"w x 24"d return, with two grommets.	72 x 78 x 42	RTS172		19096	900
	See storage options below.	84 x 90 x 42	RTKC1842	27178			1100	See storage options below.	84 x 78 x 42	RTS184		20225	1000
<i>Specify left or right return.</i>	96 x 90 x 42	RTKC1962	28868	1200			<i>Specify left or right return.</i>	96 x 78 x 42	RTS196	21607		1100	
Configuration 2 	Desk with Bridge and Credenza						Configuration 2 	Desk with Bridge and Credenza					
	Desk, 48"w x 21"d bridge and 20"d rear credenza shell, with three grommets.	72 x 110 x 42	RTKC272	31296	1500			Desk, 48"w x 24"d bridge and 20"d rear credenza shell, with three grommets.	72 x 98 x 42	RTS272	23340	1400	
	See storage options below.	84 x 110 x 42	RTKC284	32505	1650			See storage options below.	84 x 98 x 42	RTS284	24427	1500	
<i>Specify left or right return.</i>	96 x 110 x 42	RTKC296	34197	1700	<i>Specify left or right return.</i>			96 x 98 x 42	RTS296	25816	1600		

Storage options to be placed under worksurface				Storage options to be placed under worksurface									
RPED 21 Box, box, file pedestal with lock, 16" wide. Add \$1265 List.		RPED 02 File, file pedestal with lock, 16" wide. Add \$1140 List.		RMP 21 Mobile BBF pedestal, with lock, 16" wide. Add \$1486 List.		RFL 30 RFL 36 Lateral file with lock, 30" or 36" wide. Add \$1705 List.		RDC 30 2-door storage with adj wood shelf, 30" wide. Add \$1386 List.		RDC 60 4-door storage with adj wood shelves, 60" wide. Add \$1705 List.		020 Pencil drawer. Add \$225 List.	
												031 Articulating Keyboard drawer Add \$555 List.	

Prices shown are list prices - FOB Factory

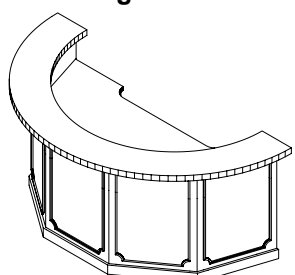
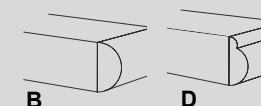
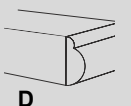
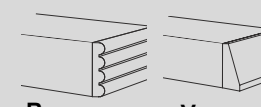

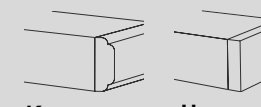
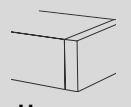

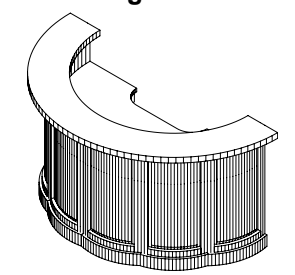
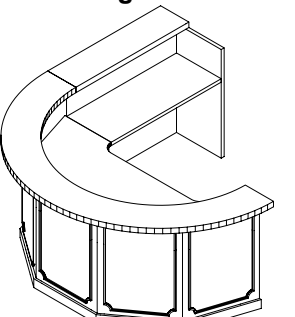
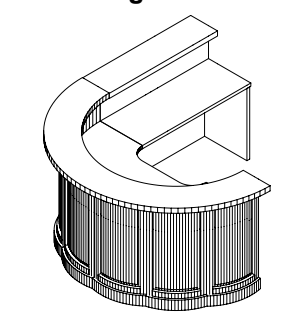
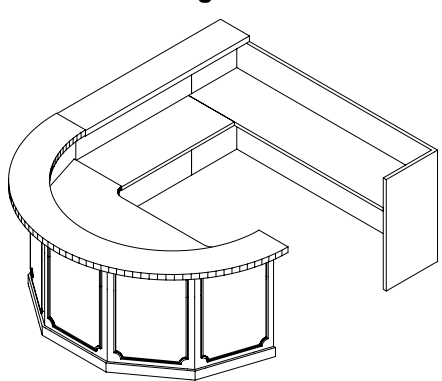
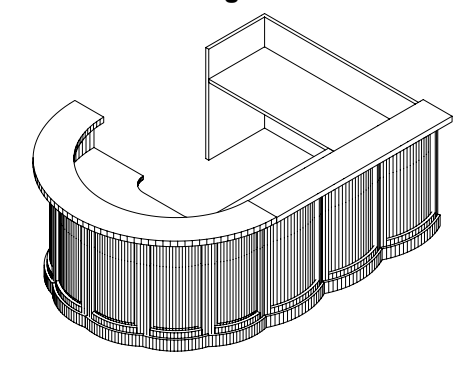
Prices shown are list prices - FOB Factory

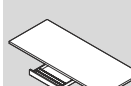
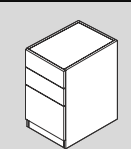
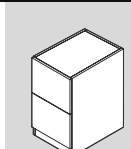
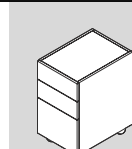
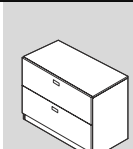
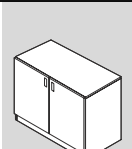
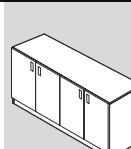
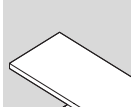
Georgetown Series

Georgetown features: traditional details semi-circular counter with 2" th ogee edge, flat angled panels with applied picture frame molding, and solid wood plinth base. Available in receptionist and executive heights

Pembroke Series

Pembroke features: semi circular main desk, wood counter and convex solid wood raised panels around exterior of chassis, and Kent edge detailing

Plan Configuration	Sizes W x D x H	Model No.	Price	Ship Wt	Edge details for transaction counter tops. 2" thick	Plan Configuration	Sizes W x D x H	Model No.	Price	Ship Wt
 <p>Configuration 0 Desk</p> <p>Desk only, with grommet.</p> <p>See storage options below.</p>	Executive height: 84 x 42 x 30	RGD_0842	9528	450	      	 <p>Configuration 0 Desk</p> <p>Desk only, with grommet.</p> <p>See storage options below.</p>	Executive height: 84 x 42 x 30	RTPD084	16315	600
	96 x 48 x 30	RGD_0962	10681	550			96 x 48 x 30	RTPD096	18835	900
	Inside/outside overhang 84 x 42 x 42	RGC_0842	12358	600			Outside overhang: 84 x 42 x 42	RTPC084	20634	700
	96 x 48 x 42	RGC_0962	13593	700			96 x 48 x 42	RTPC096	23856	1000
 <p>Configuration 1 Desk with Return</p> <p>Desk and 42"w x 21"d return, with two grommets.</p> <p>See storage options below.</p> <p>Specify left or right return.</p>	Executive height: 84 x 90 x 30	RGD_1842	8880	750	 <p>Configuration 1 Desk with Return</p> <p>Desk and 48"w x 21"d return, with two grommets.</p> <p>See storage options below.</p> <p>Specify left or right return.</p>	Executive height: 84 x 90 x 30	RTPD184	20720	900	
	96 x 96 x 30	RGD_1962	9503	850		96 x 96 x 30	RTPD196	22400	1100	
	Inside/outside overhang 84 x 90 x 42	RGC_1842	11957	850		Outside overhang: 84 x 90 x 42	RTPC184	25728	1000	
	96 x 96 x 42	RGC_1962	12791	950		96 x 96 x 42	RTPC196	28835	1300	
 <p>Configuration 2 Desk with Bridge and Credenza</p> <p>Desk, 48"w x 21"d bridge and 20"d rear credenza shell, with three grommets.</p> <p>See storage options below.</p> <p>Specify left or right return.</p>	Executive height: 84 x 110 x 30	RGD_2842	15723	700	 <p>Configuration 2 Desk with Bridge and Credenza</p> <p>Desk, 48"w x 21"d bridge and 20"d rear credenza shell, with three grommets.</p> <p>See storage options below.</p> <p>Specify left or right return.</p>	Executive height: 84 x 110 x 30	RTPD284	25900	1400	
	96 x 116 x 30	RGD_2962	16873	800		96 x 116 x 30	RTPD296	27162	1600	
	Inside/outside overhang 84 x 110 x 42	RGC_2842	20567	700		Outside overhang: 84 x 110 x 42	RTPC2842	30815	1500	
	96 x 116 x 42	RGC_2962	22005	800		96 x 116 x 42	RTPC2962	33743	1700	

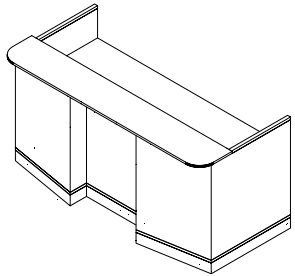
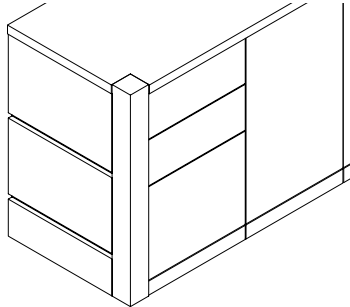
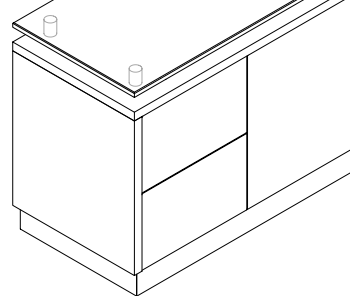
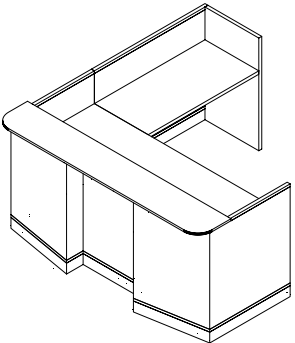
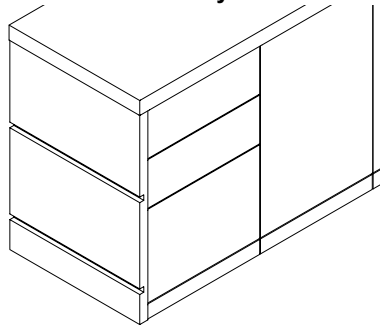
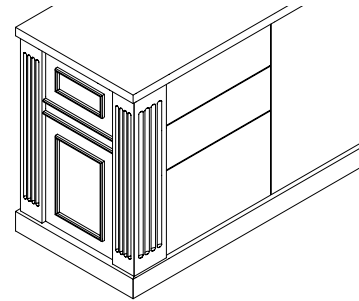
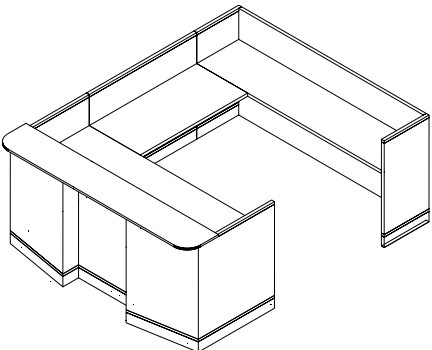
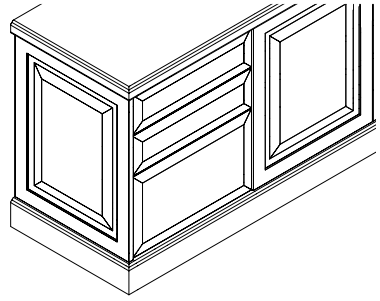
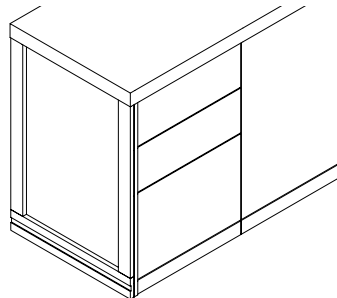
<p>Option: • 3" high chrome, brass or black base:</p> <p>• Marble/granite inlay on transaction countertop or glass on stand offs.</p> <p>Call factory for pricing.</p>	<p>Storage options to be placed under worksurface</p>				<p>Storage options to be placed under worksurface</p>				<p>020 Pencil drawer. Add \$225 List.</p> 
	<p>RPED 21 Box, box, file pedestal with lock, 16" wide.</p>  <p>Add \$1265 List.</p>	<p>RPED 02 File, file pedestal with lock, 16" wide.</p>  <p>Add \$1140 List.</p>	<p>RMP 21 Mobile BBF pedestal, with lock, 16" wide.</p>  <p>Add \$1486 List.</p>	<p>RFL 30 RFL 36 Lateral file with lock, 30" or 36" wide.</p>  <p>Add \$1705 List.</p>	<p>RDC 30 2-door storage with adj wood shelf, 30" wide.</p>  <p>Add \$1386 List.</p>	<p>RDC 60 4-door storage with adj wood shelves, 60" wide.</p>  <p>Add \$1788 List.</p>	<p>031 Articulating Keyboard drawer Add \$555 List.</p> 		

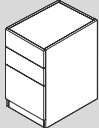
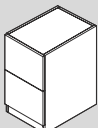
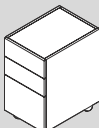
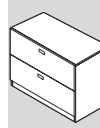
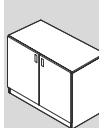
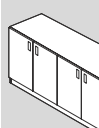
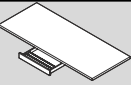

Prices shown are list prices - FOB Factory

Prices shown are list prices - FOB Factory

Nova features: an angled main desk with recessed center panel, finished veneer counter and horizontal kerf reveals. Price includes factory sourced 3/4" Absolute Black granite, White Carrara, and Botticino

ARD has introduced a collection of credenzas that match selected reception desk style. All ARD credenzas come with unfinished backs.

Plan Configuration	Sizes W x D x H	Model No.	Price	Ship Wt		Sizes W x D x H	Model No.	Price	Ship Wt		Sizes W x D x H	Model No.	Price	Ship Wt	
Configuration 0 	Desk	72 x 42 x 42	RTBC072	13496	700	M Style  <p>Wood top, black columns and black reveals on end panels</p>					Prismo  <p>Clear glass top, recessed metal laminate toekick</p>				
	Desk only with grommet.	84 x 42 x 42	RTBC084	14566	800		72 x 20 x 30	RQM_72	7184	300		72 x 42 x 42	RQP_72	7238	400
	See storage options below.	96 x 42 x 42	RTBC096	17076	900		84 x 20 x 30	RQM_84	8384	350		84 x 42 x 42	RQP_84	8384	500
Configuration 1 	Desk with Return	72 x 90 x 42	RTBC172	25967	1000	Siena Style  <p>Wood top and wood reveals on end panels</p>					Somerset Style  <p>Wood top with fluted columns</p>				
	Desk and 48"w x 24"d return, with two grommets.	84 x 90 x 42	RTBC184	27178	1100		72 x 20 x 30	RQS_72	5584	300		72 x 42 x 42	RQP_72	7238	400
	See storage options below. <i>Specify left or right return.</i>	96 x 90 x 42	RTBC196	28868	1200		84 x 20 x 30	RQS_84	6502	850		84 x 42 x 42	RQP_84	8384	500
Configuration 2 	Desk with Bridge and Credenza	72 x 108 x 42	RTBC272	22963	1400	Kent Style  <p>Wood top and solid wood raised end panels</p>					Ascona Style  <p>Wood top solid wood framing on end panels</p>				
	Desk, 48"w x 24"d bridge and 20"d rear credenza shell, with three grommets.	84 x 108 x 42	RTBC284	23929	1500		72 x 20 x 30	RQK_72	7184	300		72 x 42 x 42	RQP_72	7238	400
	See storage options below. <i>Specify left or right return.</i>	96 x 108 x 42	RTBC296	25450	1600		84 x 20 x 30	RQK_84	8241	350		84 x 42 x 42	RQP_84	8384	500

Storage options to be placed under worksurface															
RPED 21 Box, box, file pedestal with lock, 16" wide. Add \$1265 List.		RPED 02 File, file pedestal with lock, 16" wide. Add \$1140 List.		RMP 21 Mobile BBF pedestal, with lock, 16" wide. Add \$1486 List.		RFL 30 or RFL 36 Lateral file with lock, 30" or 36" wide. Add \$1705 List		RDC 30 2-door storage with adj wood shelf, 30" wide. Add \$1386 List.		RDC 60 4-door storage with adj wood shelves, 60" wide. Add \$1788 List.		020 Pencil drawer. Add \$225 List.		031 Articulating Keyboard drawer Add \$555 List.	

Prices shown are list prices - FOB Factory

Prices shown are list prices - FOB Factory

Arnold Reception Desks, Inc.

120 Coit Street, Irvington, New Jersey 07111

Toll Free: (800) 306-0076

Tel: (973) 375-8101

Fax: (973) 375-8090

E-mail: info@arnoldcontract.us

arnoldcontract.us