

**Reporter Stand**  
Page 8




**Judges Bench**  
Page 8



**Witness Stand**  
Page 8



**Attorney Tables**  
Page 10



**Jury Box**  
Page 12



**Legal Lecterns**  
Page 14



**Courtroom Divider**  
Page 14



**Spectator Seating**  
Page 16



**Custom Courtroom**  
Page 18



**Council Chamber**  
Page 19

**Custom Capabilities**

Arnold Reception Desks welcomes requests for custom units. All the units above can be reconfigured to respond to special conditions and requirements. ARD can also build pure custom units based on special architectural specifications.

**Special Finishes**

ARD also welcomes requests to match finishes from other furniture manufacturers and will provide strike off for approval for a modest upcharge.

**Terms**

Net 30 days. All prices shown in this price list are list prices. Dock delivered according to zones. Prices are effective January 1, 2019 and are valid until superseded. This price list supercedes all previous ARD price list.

**Ordering information**

Order directly by mail, fax, or telephone to:

Arnold Reception Desks Inc.  
120 Coit Street, Irvington, NJ 07111  
Toll Free (866) 425-6529  
Fax: (973) 375-8090

Please include the following when ordering:  
1 – Item name, style number, and description  
2 – Top size or OA size as shown in price list  
3 – Type of wood and finish color  
4 – Variables if applicable, such as left or right  
5 – Options when desired  
6 – Indicate if product(s) is to be “shipped together” with other products from other Arnold companies.

Telephone orders must be confirmed by a purchase order. Duplicate orders received not marked “Confirmation” are the responsibility of the buyer.

**New Accounts**

Please include three satisfactory credit references, one bank reference and a 50% deposit with your first order.

**Acknowledgements**

Upon credit approval, all orders will be acknowledged by ARD. Acknowledgements indicate terms of sale, discount rate, buyer’s representative, Transportation Company, approximate shipping date, merchandise ordered, freight cost if applicable, and our acknowledgement number. All prices are dock delivered prices according to zones unless otherwise indicated. Please check with ARD immediately in case of a question or discrepancy. ARD will not be held responsible on orders placed on the phone without written confirmation.

**Prices**

Prices are based on an order as written, and not necessarily on your inquiry or our original quotation. The price as shown on the acknowledgment are final and will be invoiced on the date of shipment.

**Cancellations and/or Changes**

Orders are processed immediately upon receipt, and cancellations or changes can only be made with prior approval of ARD. A cancellation charge of 10% will be incurred after a period of three working days. Cancellation of “Work in progress” is subject to a 25% charge. Special orders, special finishes, “Quick Ship”, and orders marked “Rush” cannot be cancelled. Cancellation of a standard unit after fabrication will incur a 50% charge.

**Shipping Delays**

Diligent effort will be made to ship orders for the date acknowledged. We cannot be held financially responsible for delays due to strikes, accidents, raw material shortages or other delays.

**Packing and Shipping**

Goods are carefully inspected and blanket wrapped or cartoned before being turned over to the transportation company. All units are shipped assembled resulting in a quick and easy setup at the destination.

**Damaged Material**

The goods are carefully inspected and in good condition when accepted by the carrier. If damage occurs, it is your responsibility to immediately notify the transportation company to make an inspection prior to discarding packaging material. If the packaging material is damaged, you should make this request upon receipt of shipment. Upon receipt, all shipments should be opened and thoroughly inspected for concealed damages and reported within 24 hours.

**Manufacturing Defects**

Claims of a factory defect must be verified by a factory representative. Unauthorized deductions from our invoice will not be allowed.

**Generalities**

All ARD casegoods are shipped with heavy duty 1/4 – 20 tread adjustable nylon glides that permit perfect drawer and door alignment. A strip of wood (a skid strip) protecting the casegoods during shipment must be removed before the glides can be adjusted to meet the contours of the floor. Multi-piece tops are shipped with “level tights” that allow for a perfectly flush alignment of tops.

**Product Changes**

ARD reserves the right to make changes in design and construction or to discontinue products without prior notice.

**Warranty**

ARD warrants to its initial customers that ARD products conform to specifications, drawings, samples, or other product descriptions furnished by ARD, and are of good material and workmanship, free of manufacturing and factory defects, and will function properly under normal use and service for three years if installed by ARD and/or authorized dealer. However, natural variations in color and grain patterns occur in bent wood, solid wood, and veneers.

The warranty set forth above does not apply to products modified, altered, or repaired by unauthorized personnel, or to products damaged during shipment or installation, or by accident, abuse, alternation, misuse, tampering, misapplication, negligence by others, improper repair or maintenance, fire and/or other casualty. This warranty does not apply to defects in components not manufactured by ARD.

It is expressly understood and agreed that the customer’s sole and exclusive remedy for any and all losses or damages resulting from non-confirming goods, or from any others causes, shall be the repair or replacement of defective parts at the option of ARD, and that ARD shall not be liable for damages, for injury to persons or property, nor for replacement of the entire commercial unit, if repair or replacement of defective parts can reasonably render the unit conforming.

*SELLER MAKES NO OTHER WARRANTIES, EITHER EXPRESSED OR IMPLIED, AS TO ANY MATTER WHATSOEVER, AND ARD DISCLAIMS ANY WARRANTY OF MERCHANTABILITY OR FITNESS FOR A PARTICULAR USE OR PURPOSE.* No officer, employee, or representative of ARD has the authority to assume greater liability than that described above.

### Woods/Veneers

All solid woods and veneers used on exterior surfaces are A1 select grades. Plain sliced American Walnut, White Oak, Maple and Cherry, applied in a "reverse slip match" fashion resulting in a balanced appearance, as well as slip match Sapele (Mahogany), are the standard veneers used. Ash Burl, Birdseye Maple, and Crotch mahogany veneers are standard or any option on selected products only. Anigre veneers are available at an upcharge. Every effort is made to match solid wood and veneer of like color and grain, however, since wood is a natural material, some variation in grain, color, and character may occur. This variation is not considered a defect.

ARD woods sample color chips are dated, and only chips dated with the current year should be used. If older samples are used, please send the sample with the purchase order for proper color adjustment.

### About Woods

ARD would like to take this opportunity to point out to its customers several of the distinguishing characteristics that make wood such a unique material with beauty and charm:

- No two trees are exactly alike, and as a result, natural variations in color and tone are to be expected
  - Solid woods and veneers accept stain in varying degrees, thereby contributing to slight differences in shading
  - Woods are highly susceptible to color changes from exposure to light, particularly from the ultra violet rays. Cherry is extremely photo sensitive. It is recommended that the end user be instructed to avoid placing wood products in areas with prolonged exposure to direct sunlight. This will help to minimize, though not eliminate, color changes.
  - Properly maintained levels of humidity in the environment where the furniture is placed should also minimize instances of warping, checking, and cracking of veneers and solids. Fluctuations in humidity and temperature may cause panels and solid wood components to expand and contract, and may lead to panel warpage and finish checking or cracking. Prolonged exposure of furniture to dry heat during winter months should be avoided. A minimum humidity level of 45% in climate controlled buildings is very important for the proper care of natural wood products.
- Note:** Due to the nature of Burl and Crotch veneer, the temperature and humidity of the environment into which the product is placed may cause change to the face veneer. ARD cannot be held responsible for checking and/or shrinkage that may occur over the course of time.

### Special Wood Finishes

ARD provides its customers finish matching capability. Customer must submit 3 x 3" sample of the finish to be matched. The amount of upcharge is based upon the following criteria:

- \$315 net STM on ARD std wood veneer
- Color match only of sample with open pore finish: + 5%
- Color and texture match of closed pore finishes: + 25%
- Closed pore finish (top surface only) on any Arnold standard wood stain: + 10%
- Buffed/polished appearance: call factory for pricing
- Finish matches requiring bleaching will result in an additional upcharge. The factory reserves the right to make the final determination.

Please note, that unless otherwise agreed, closed pore finishes will be done on horizontal work surfaces only.

Special and Custom items  
ARD has the ability, through its flexible manufacturing policy, to produce custom courtroom furniture, or modify any existing Arnold line to meet the user's requirement. Please submit your plans and specifications for a quotation. All sales on custom or specially modified items are final. A 50% deposit is required when the order is placed, whether or not credit is established with ARD. These orders cannot be cancelled once the manufacturing process has started.

### Wood Finishes

ARD offers a substantial number of different stains on White Oak, Walnut, Sapele (Mahogany), Cherry, Anigre and White Maple solid woods and veneers. A "seven step" open pore finish is standard. It is a rich, lustrous, water and alcohol resistant 20° satin sheen, multi-coat precatalized top coating applied over a "hand rubbed" wiping stain. Color consistency is maintained by constant comparisons to "control panels" at every step in the finishing process.

#### Standard ARD Wood Finishes are:

Royal Walnut	101
Cordovan Walnut	102
Park Ave Walnut	103
Cappucino Walnut	105
Platinum Walnut	107
New York Walnut	108
Bourbon Walnut	109
Natural Oak	200
Midnight Oak	202
Graphite Oak	203
Mahogany	300
Ashleigh Mahogany	301
Scarlet Mahogany	303
Light Cherry	401
Victorian Cherry	402
Red Cherry	404
Classic Cherry	406
Ebonized Oak	501
Ebonized Walnut	503
*Windsor Anigre	604
*Belmont Anigre	605
Natural White Maple	700
Kensington Maple	702
Yukon Maple	703

\* Items in Anigre veneer are available at an upcharge.

### Plastic Laminates

ARD offers the option of laminate inlay on countertops and worksurfaces in any standard matte laminate from Formica or Wilsonart at no upcharge. ARD offers both complete plastic laminate products, and wood products with plastic laminate tops.

In addition to the above, most products offered by ARD are available with laminate tops, at no additional charge, for Standard matte your choice from Formica, or Wilsonart.

### DELIVERED PRICES

Arnold Reception Desks is pleased to introduce here a system of delivered prices, based on geographical zones. The map on the facing page shows how the lower 48 have been divided into 4 zones. (Some states have two different zones.)

All list prices shown here include dock delivery. Inside delivery and installation by the agents of ARD is available in certain areas of the East Coast, and can be found on the enlarged map of Zone 1. Call factory for pricing. Local dealers who want to pick-up the finished furniture at our Irvington NJ factory will be offered a discount of 5%.

### STYLES

Some ARD models are available with different styles (Contempo, Kent, Transitional, and Traditional). The pricing for these models is derived from applying a percentage to the price shown.

- Contempo - Use price shown
- Kent - Add 45% to price shown
- Somerset - Add 25% to price shown
- Traditional - Add 15% to price shown

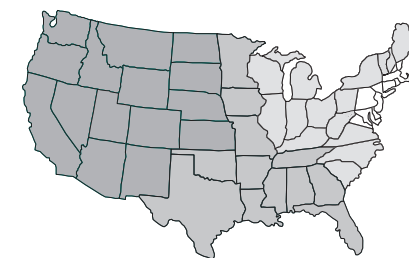
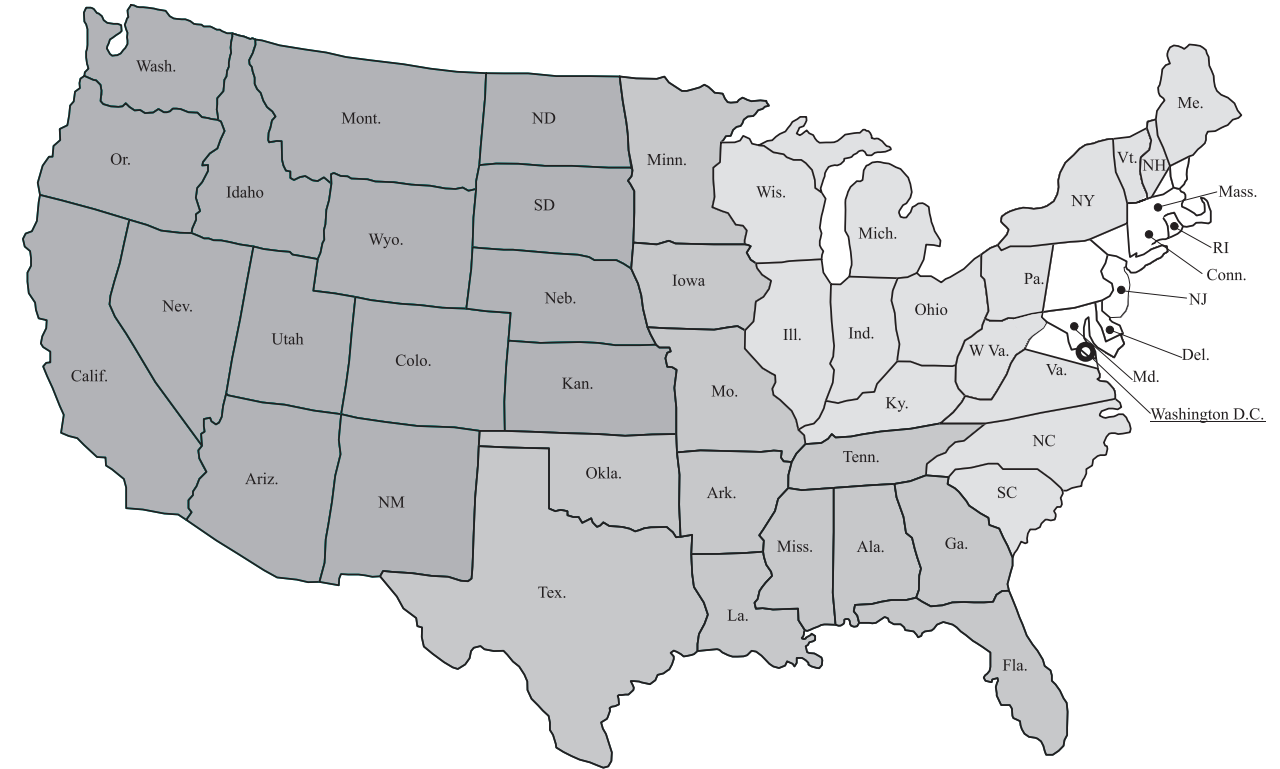
### STORAGE

Another major change involves the storage options. All units are now shown with no pedestals or storage. They have to be added to the list price. At the bottom of each page are the most common storage options, with a list price.

### NOTE

Important - please check all critical on-site measurements -- doorways, elevators, halls -- to make certain they are adequate to allow passage and installation of large reception desks.

**Smaller units may be subject to additional freight charges and all prices are subject to fuel surcharge.**



Zone 1

Zone 2

Zone 3

Zone 4

**Delivery and installation available in some areas of zone 1. Call factory for pricing.**

State	Zone	State	Zone
Alabama	3	Montana	4
Alaska	Call for Price	Nebraska	4
Arizona	4	Nevada	4
Arkansas	3	New Hampshire	1/2
California	4	New Jersey	1
Colorado	4	New Mexico	4
Connecticut	1	New York	1/2
Delaware	1	North Carolina	2
Florida	3	North Dakota	4
Georgia	3	Ohio	2
Hawaii	Call for Price	Oklahoma	3
Idaho	4	Oregon	4
Illinois	2	Pennsylvania	1/2
Indiana	2	Rhode Island	1
Iowa	3	South Carolina	2
Kansas	4	South Dakota	4
Kentucky	2	Tennessee	3
Louisiana	3	Texas	3
Maine	1/2	Utah	4
Maryland	1	Vermont	2
Massachusetts	1	Virginia	1/2
Michigan	2	Washington	4
Minnesota	3	West Virginia	2
Mississippi	3	Wisconsin	2
Missouri	3	Wyoming	4

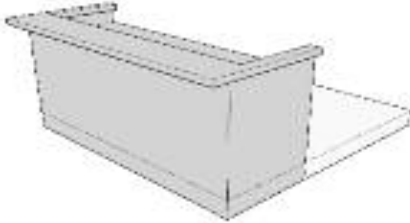
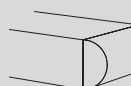
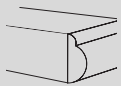
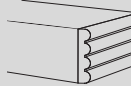
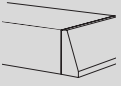
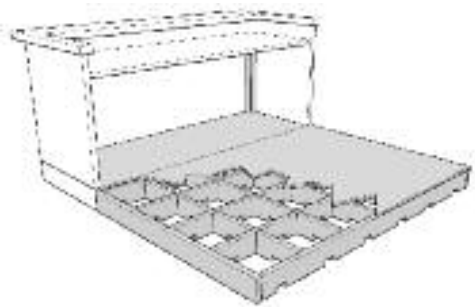
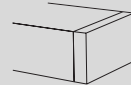



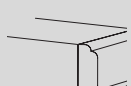

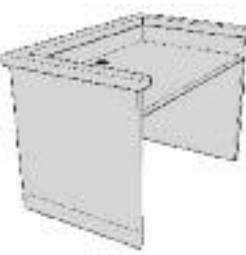


- Zone 1
- Zone 2
- Zone 3
- Zone 4

Prices shown below are list prices, dock delivered to zone indicated.

Prices subject to fuel surcharge.  
Installation available in some areas.  
See page 7.

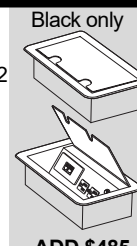
*list prices 2019*

Components	Sizes W x D x H	Model No.	Prices shown below are for Contemporary edges				Ship Wt	Edge details for transaction counter tops. 2" thick
			Zone 1	Zone 2	Zone 3	Zone 4		
 <p><b>Judges Bench</b></p> <p>Includes wood or laminate counter with solid wood edge detail, wood chassis with wood reveal, wood or laminate worksurface with one grommet.</p> <p>Overall height 42"</p> <p><i>Custom sizes available. Please call factory for pricing.</i></p>	72 x 36 x 42	RJB_7236	12169	12229	12830	13302	500	  <p><b>B</b> <b>D</b></p>   <p><b>R</b> <b>V</b></p>
	84 x 36 x 42	RJB_8436	12688	13143	13371	13852	400	
 <p><b>Platform- 6" H</b></p> <p>Includes interior ribbing with cut-outs to facilitate cabling, removable hatch under worksurface for access to cables, and wire chase in corners. Shipped in unfinished wood to be carpeted in field by others.</p> <p>Drawing is cut-away view showing ribbing below.</p> <p><i>Custom sizes available. Please call factory for pricing.</i></p>	72 x 84 x 6	RJP72	6290	6515	6630	7050	200	 <p><b>H</b></p> <p><b>Kent detail</b> Solid wood raised panels, solid wood plinthe toe kick, wood edge on counter. <b>Add 45% List.</b></p>  <p><b>K</b></p>  <p><b>M</b></p>
	84 x 84 x 6	RJP84	6932	7185	7432	7653	300	
 <p><b>Witness Stand</b></p> <p>Includes solid wood cap, wood chassis with wood reveal, 18" D wood or laminate worksurface with one grommet.</p> <p>Overall height 36".</p> <p><i>Custom sizes available. Please call factory for pricing.</i></p>	42 x 30 x 36	RJW_4230	6584	6843	7170	7567	300	 <p><b>M</b></p> <p><b>Somerset detail</b> 1" thick applied molding, 3" wide chair rail, fluted pilasters, solid wood plinthe toe kick, 2" solid wood edge on counter. <b>Add 15% List.</b></p>  <p><b>T</b></p>
	48 x 30 x 36	RJW_4830	7141	7414	7595	7995	350	
 <p><b>Court Clerk or Reporter</b></p> <p>Includes solid wood cap, wood chassis with wood reveal, 24" D wood or laminate worksurface with one grommet.</p> <p>Overall height 36".</p> <p><i>Custom sizes available. Please call factory for pricing.</i></p>	42 x 30 x 36	RJC_4230	6584	6842	7170	7567	300	<p><b>Traditional detail</b> 2" thick ogee edge on counter, solid wood plinthe toe kick, picture frame applied molding. <b>Add 15% List.</b></p>
	48 x 30 x 36	RJC_4830	7141	7414	7595	7995	350	

**Bulletproofing**  
O.F 300 U.L Listed  
Level III bulletproofing available  
**ADD \$2345 List per lin. ft**

Bulletproof panel will be concealed inside the chassis.

**141 - Interact:** Flip-top, power, data and voice receptacle unit 2 data/voice jacks, 2 power jacks. Can be mounted into any horizontal surface.  
8 5/8" w x 5 3/8" d x 3/4" h w/ 6" Cord/Plug



**ADD \$485**

**Add edge detail desired - B, D, R, V, K, H, Z or T as suffix to style number.**  
There are no base molding or picture frame moldings with edge details B, H, V, K, R or D. Edge Z has base molding only, Edge T both base molding and picture frame molding.

## Attorney Tables



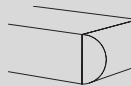
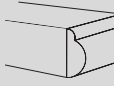
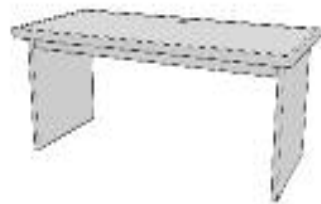

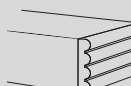
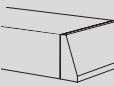
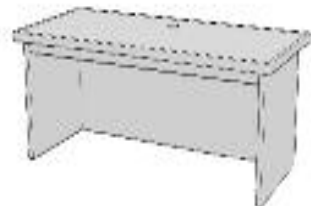
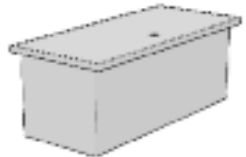
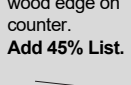

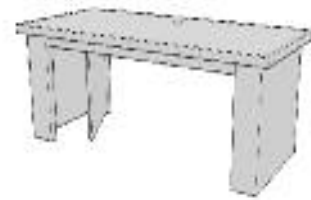
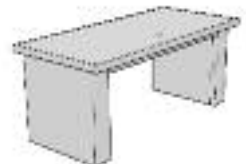
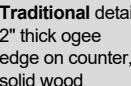

For a larger map see page 7.



Prices shown below are list prices, dock delivered to zone indicated.

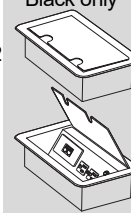
Prices subject to fuel surcharge. Installation available in some areas. See page 7.

**list prices 2019**

TABLES	SIZES W x D x H	Model No.	Prices shown below are for Contemporary edges				Ship Wt	Edge details for transaction counter tops. 2" thick
			Zone 1	Zone 2	Zone 3	Zone 4		
 <p><b>L Style</b> Wood or laminate top with solid wood edge detail and one grommet. Solid wood legs with wood aprons. Some judges prefer this type of attorney table.</p>		RJTL_72	6437	6730	6970	7319	350	 
		RJTL_84	6988	7312	7572	7572	400	
		RJTL_96	7775	8126	8419	8715	450	
 <p><b>P Style</b> Wood or laminate top with solid wood edge detail and one grommet. Top is supported by 2" thick end panels with wood apron.</p>		RJTP_72	6515	6815	7055	7303	350	 
		RJTP_84	7071	7391	7659	7924	400	
		RJTP_96	7866	8223	8517	8817	450	
 <p><b>M Style</b> Wood or laminate top with solid wood edge detail and one grommet. Top is supported by full modesty panel and wood apron.</p>		RJTM_72	6604	6906	7154	7303	350	 
		RJTM_84	7122	7446	7713	7982	400	
		RJTM_96	8045	8411	8711	9018	450	
 <p><b>E Style</b> Wood or laminate top with solid wood edge detail and one grommet. End panels are hollow with hinged or removable panel for access to floor outlets. Wood cable way behind front apron.</p>		RJTE_72	9298	9719	10068	10420	400	 
		RJTE_84	9939	10391	10763	11142	450	
		RJTE_96	11351	11868	12291	12722	500	

**141 - Interact:** Flip-top, power, data and voice receptacle unit 2 data/voice jacks, 2 power jacks. Can be mounted into any horizontal surface. 8 5/8" w x 5 3/8" d x 3/4" h w/ 6' Cord/Plug **ADD \$420**

**Black only**



Add edge detail desired - B, D, R, V, K, H, Z or T as suffix to style number.  
There are no base molding or picture frame moldings with edge details B, H, V, K, R or D. Edge Z has base molding only.  
Edge T both base molding and picture frame molding.

**Jury Box**

For a larger map see page 7.

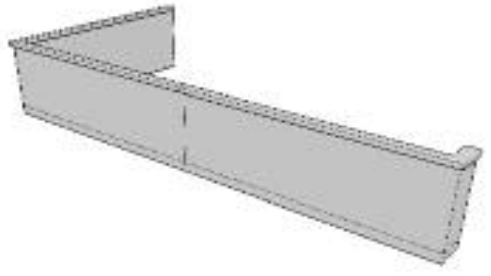

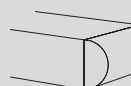
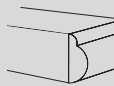
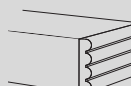
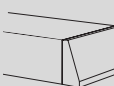
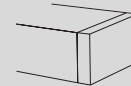

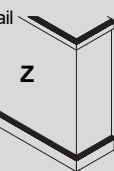

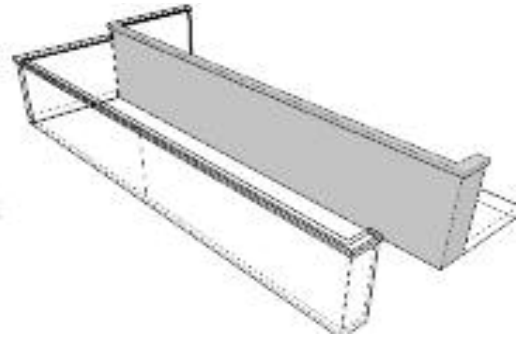

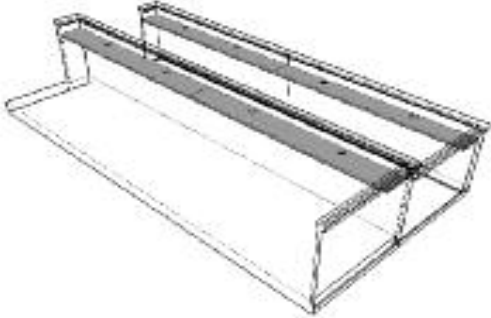

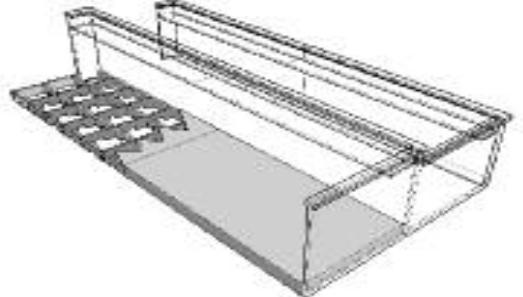



- Zone 1
- Zone 2
- Zone 3
- Zone 4

Prices shown below are list prices, dock delivered to zone indicated.

Prices subject to fuel surcharge. Installation available in some areas. See page 7.

*list prices 2019*

	Features: Jury box enclosure, center divider, wood or plam worksurface with grommets, and unfinished wood platform.	Sizes W x D x H	Model No.	Prices shown below are for Contemporary edges				
				Zone 1	Zone 2	Zone 3	Zone 4	
	<p><b>Jury Box Enclosure</b></p> <p>Jury box enclosure in 3 sections, with solid wood cap and horizontal reveal.</p>  <p>Overall dimensions 16'w x 8'd x 3'h.</p>	192 x 96 x 36	RJE_	25375	26287	26742	27704	<p>Edge details for transaction counter tops. 2" thick</p> <p>Contemporary</p>      <p><b>H</b></p> <p>Kent detail Solid wood raised panels, solid wood plinthe toe kick, wood edge on counter. Add 45% List.</p>   <p><b>Z</b></p> <p>Transitional detail 2" thick counter with solid wood plinthe toe kick. Add 10% List.</p>  <p><b>T</b></p> <p>Traditional detail 2" thick ogee edge on counter, solid wood plinthe toe kick, picture frame applied molding. Add 15% List.</p>
	<p><b>Center Divider</b></p> <p>Center divider in 2 sections, placed between rows of jury seating. Plain veneer, with cap to match chassis.</p>  <p>Overall dimensions approximately 16'w x 12'd x 42"h</p>	192 x 12 x 42	RJD_	22579	23490	23945	24907	
	<p><b>Wood or Plam Worksurfaces</b></p> <p>Wood or plam worksurfaces with grommets.</p>  <p>Overall dimensions approximately 16'w x 12"d</p>	192 x 12	RJW_	3729	3858	3927	3987	
	<p><b>Unfinished Wood Platform</b></p> <p>Unfinished wood platform to be carpeted by others in field. Deck can be removed for cabling. Ribbing contains cableways to facilitate wiring.</p>  <p>Overall dimensions approximately 16'w x 4'd x 6"h</p>	192 x 48 x 6	RJP_	12579	13030	13258	13486	

A typical jury box for criminal trials accomodates 12 jurors and is approximately 16' wide x 8' deep and has a front and side enclosure. Overall dimensions may be impacted by local conditions and available seating. Options itemized above include unfinished wood platform, center divider, and worksurface for jurors.


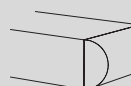
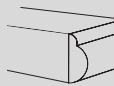
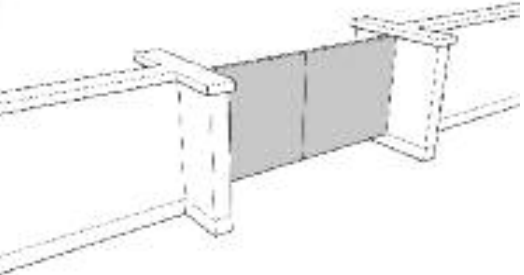
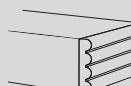
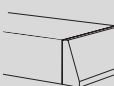

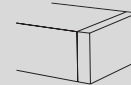

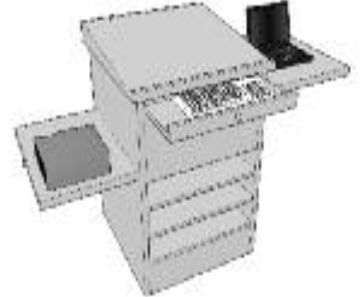


Add edge detail desired - B, D, R, V, K, H, Z or T as suffix to style number.  
There are no base molding or picture frame moldings with edge details B, H, V, R or D. Edge Z has base molding only.  
Edge T both base molding and picture frame molding.



Prices shown below are list prices, dock delivered to zone indicated.

Prices subject to fuel surcharge. Installation available in some areas. See page 7.

list prices 2019

		Sizes W x D x H		Model No.	Prices shown below are for Contemporary edges				Ship Wt	Edge details for transaction counter tops. 2" thick
					Zone 1	Zone 2	Zone 3	Zone 4		
	<p><b>Hollow Wood Divider</b></p> <p>Courtroom dividers are shipped in 8' to 10' sections that are bolted together. Dividers also come with wood cleats to be fastened to the floor and the wall.</p> <p><i>Ships with steel stanchions to be bolted to floor.</i></p>	Lin. ft.		RJDD_	1272	1549	1825	2110		<p>Contemporary</p>  
	<p><b>Hinged Gates</b></p> <p>Hinged gates swing back and forth. Price includes cost of standard spring and gravity hinges. Add \$450 list for gas cylinder hinges. Price is for set of 2 doors.</p>	Pair		RJDG_	4867	5168	5509	5850		 
	<p><b>Legal Lectern</b></p> <p>Basic lectern with angled top including grommet, utility drawer, open storage area, 2 door hinged storage, and cableways through out.</p> <p><i>*ADD 15% for casters or swivel*</i></p>	24 x 20 x 48	Each	RJLL_	5254	5694	6021	6263		  <p><b>H</b></p> <p><b>Kent detail</b> Solid wood raised panels, solid wood plinthe toe kick, wood edge on counter. <b>Add 45% List.</b></p>
	<p><b>Multimedia Lectern</b></p> <p>Multimedia lectern includes internal cableways for full wiring, pull out shelves for KB, laptop, and document camera. Removable front panel facilitates wiring</p> <p><i>Overall width and depth with shelves extended 70"W x 43"D</i></p> <p><i>*ADD 15% for casters or swivel*</i></p> <p>Lights and mikes are not included.</p>	30 x 31 x 44	Each	RJML_	10069	10469	10873	11186		  <p><b>Z</b></p> <p><b>Transitional detail</b> 2" thick counter with solid wood plinthe toe kick. <b>Add 10% List.</b></p> <p><b>Traditional detail</b> 2" thick ogee edge on counter, solid wood plinthe toe kick, picture frame applied molding. <b>Add 15% List.</b></p>

ARD provides pricing for courtroom dividers per linear foot, since courtrooms vary in size. Gates are priced separately. ARD courtroom dividers are attached to side walls of the courtroom with detachable wood cleat. The optional gate is attached to the "T", which must be securely fastened to floor. ARD provides blocking to facilitate this. An alternate method that is more durable requires a steel channel that is bolted to floor over which the divider is placed.

Add edge detail desired - B, D, R, V, K, H, Z or T as suffix to style number.  
There are no base molding or picture frame moldings with edge details B, H, V, K, R or D. Edge Z has base molding only, Edge T both base molding and picture frame molding.



**Spectator Seating**

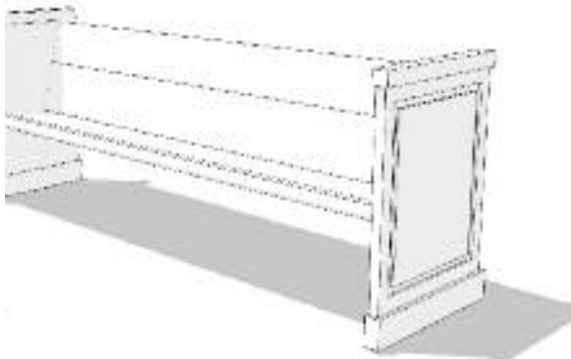
For a larger map see page 7.



Prices shown below are list prices, dock delivered to zone indicated.


Prices subject to fuel surcharge. Installation available in some areas. See page 7.

*list prices 2019*



**Bench Body**

Bench bodies are ergonomically designed with flat plywood and solid wood caps



Same body is used for all styles

**Bench Body and Panel Options**



All wood seat and back



Cushioned seat wood back



Cushioned seat and back

Model No.

Prices shown below are for Contemporary edges

Zone 1

Zone 2

Zone 3

Zone 4

**Bench End Styles**

Contempo



Bullnose or similar solid wood molding on top cap

Traditional  
ADD 15%



2" thick ogee Traditional edge detail on cap. Applied picture frame molding

Somerset  
ADD 25%



Fluted columns, solid wood cap and toe kick. Picture frame molding on veneer panel

Kent  
ADD 45%



Solid wood cap, toe kick, and raised panel

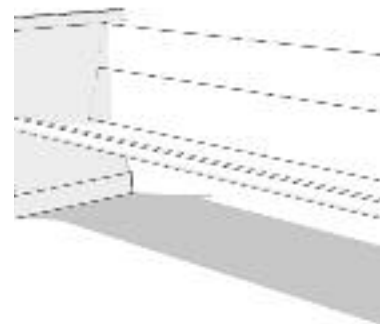
ARD benches are composed of wood bench bodies with solid wood caps and solid wood bench ends.

Benches up to 8' long will ship fully assembled.

Benches over 8' will ship KD.

**Bench End**

Bench ends come standard with hidden hardware to anchor the end to the floor



Full Panel



Stepped Panel



Sloped Panel

Lin. ft.

RJPB solid wood

910

974

1019

1056

Lin. ft.

RJPB flat plywood

516

538

551

564

Call factory for pricing

Call factory for pricing

Pair

RJFP

1290

1340

1379

1424

Pair

RJSP

1334

1386

1417

1462

Pair

RJRP

1702

1765

1803

1834

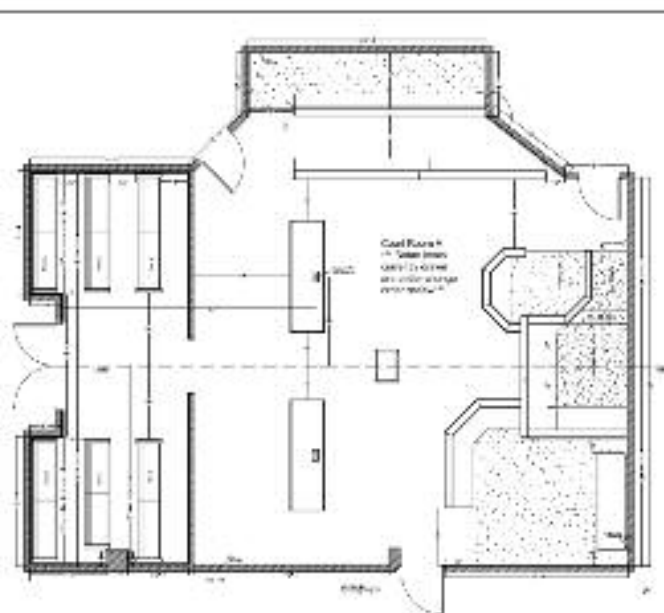
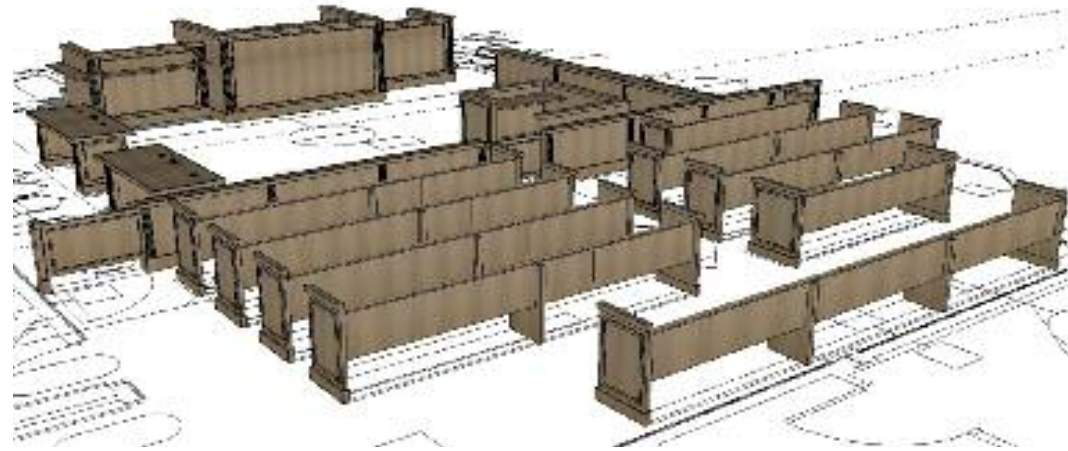
Add edge detail desired - B, D, R, V, K, H, S, Z or T as suffix to style number.

There are no base molding or picture frame moldings with edge details S, B, H, V, R or D. Edge Z has base molding only, Edge T both base molding and picture frame molding.

ARD modular courtroom furniture can be used to create an entire courtroom.

ARD can assist in the layout and design of your courtroom.

Please send us as much information as possible about the size of the room, anticipated location of the courtroom well, spectator seating, jury box, style preference, and any special requirements. CAD files are very helpful.



Project Name	
Client	
Address	
City/State/Zip	
Phone	
Fax	
E-mail	
Project Manager	
Designer	
Estimator	
Project Start	
Project End	
Project Status	
Project Notes	

ARD modular furniture ships completely finished and ready to install. An entire courtroom like the one shown above usually takes about one week to install. Local field conditions can impact installation time.

CAD shop drawings are provided for final review



Contemporary style with solid wood bullnose edge on cap



Applied picture frame molding  
Add 15%

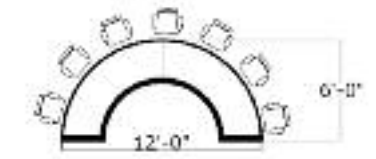


Applied molding fluted columns  
Add 25%

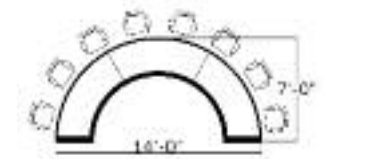


Solid wood raised panels  
Add 45%

Horseshoe Footprint



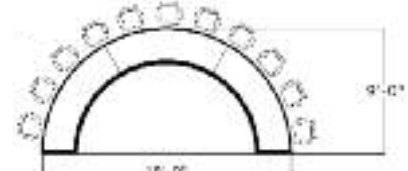
Seats 6-7 List \$27,640



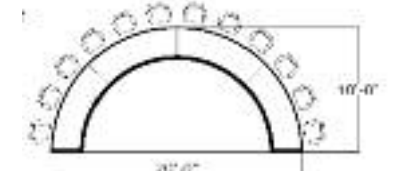
Seats 8-9 List \$33,745



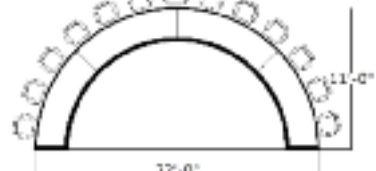
Seats 9-10 List \$38,445



Seats 11-12 List \$44,168

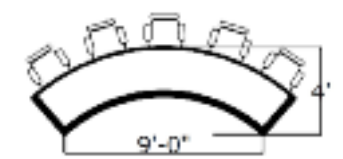


Seats 12 List \$47,311

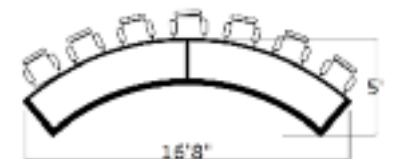


Seats 13 List \$56,160

Crescent Footprint



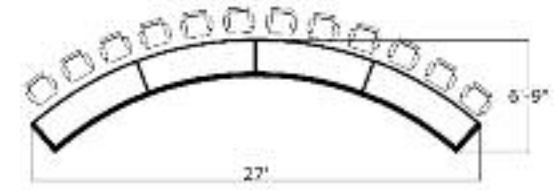
Seats 4-5 List \$22,011



Seats 6-7 List \$29,950



Seats 11-12 List \$34,915



Seats 12 List \$45,097

Prices are List, FOB factory in 07111  
Estimated delivery rates:  
- Add 5% of list for Boston to DC  
- Add 10% of list for other states east of Mississippi  
- Add 15% of list for any other state west of Mississippi

Other options available:  
- Hollow chassis with service panels  
- Power, data, receptacles with daisy chaining  
- Bulletproofing  
- Platform  
Call factory for pricing

Note:  
Every council chamber room is unique. Contact factory for assistance in layout of your new council chamber

Accessories:  
- Lectern  
- Attorney tables  
- Adjustable height section for judge when desk is used as a courtroom  
Call factory for pricing

Default cable management:  
1 grommet per seat  
J-channel trough below worksurface

Arnold Reception Desks, Inc.

120 Coit Street, Irvington, New Jersey 07111

Toll Free (866) 425-6529

Tel: (973) 375-8101

Fax: (973) 375-8090

E-mail: [info@arnoldcontract.us](mailto:info@arnoldcontract.us)

[www.arnoldcontract.us](http://www.arnoldcontract.us)