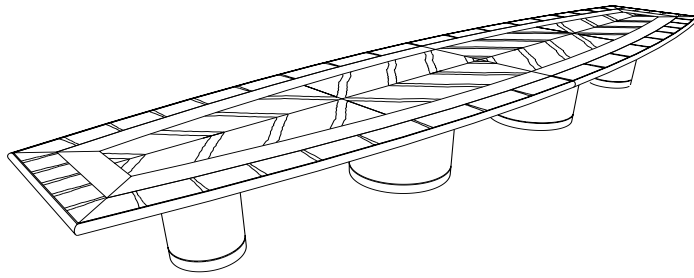
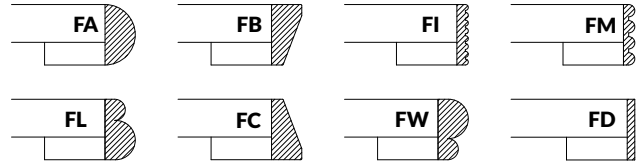


Stafford Series Liberty

CONTEMPORARY



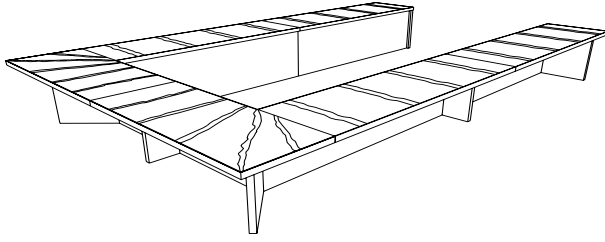
CONTEMPORARY EDGES



Reverse diamond inlay top with rim of different wood veneers separated by .25" black accenting. Cylinder bases with .25" black accent striping. 2" contemporary edge.

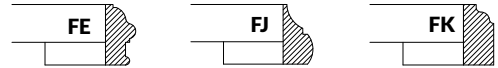
STYLE NUMBER	TOP SIZE	SEATS	BASES PIECES	TOP PIECES	BLANKET WRAPPED SHIP WEIGHT	LIST PRICE
FCUS-H8	8 x 4 x 3'	2	2	1	335	11,262
FCUS-H9	9 x 4 x 3'	2	2	1	350	12,701
FCUS-H10	10 x 4 x 3'	2	2	1	375	13,463
FCUS-H12	12 x 4 x 3'	2	2	1	475	19,546
FCUS-H14	14 x 4 x 3'	3	3	2	625	22,438
FCUS-H16	16 x 4 x 3'	3	3	2	800	27,185
FCUS-H18	18 x 5 x 3'	3	3	2	1300	33,810
FCUS-H20	20 x 5 x 3'	4	4	2	1500	35,082
FCUS-H22	22 x 5 x 3'	4	4	2	1700	38,057
FCUS-H24	24 x 5 x 4'	4	4	2	1850	40,163
FCUS-H26	26 x 6 x 5'	4	4	5	2500	44,173
FCUS-H28	28 x 6 x 5'	5	5	5	2700	46,428
FCUS-H30	30 x 6 x 5'	5	5	6	2900	49,271
FCUS-H32	32 x 7 x 5'	5	5	6	3200	61,642
FCUS-H34	34 x 7 x 5'	5	5	6	3400	67,174
FCUS-H36	36 x 8 x 5'	5	5	5	3600	83,317

Stafford Series

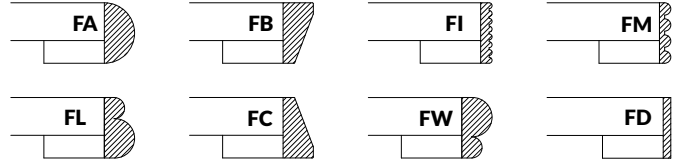


Rectangular Open "U" Shaped made in sections and bolted together at destination. The individual sections cannot be used alone. The custom veneered and matched top sections have veneers running in the short direction. Available in traditional and contemporary styling - please specify. For custom sizes, power and data, please consult factory for pricing.

TRADITIONAL/TRANSITIONAL EDGES



NOVA EDGES



TRADITIONAL		TABLE SIZE A x B x C	SEATS	TOP PIECES	BLANKET WRAPPED SHIP WEIGHT	CONTEMPORARY	
STYLE NUMBER	LIST PRICE					STYLE NUMBER	LIST PRICE
FCUSU-T8	28,477	12.5 x 8 x 2.5'	13	5	890	FCUSU-C8	27,703
FCUSU-T10	30,611	12.5 x 10 x 2.5'	14	6	960	FCUSU-C10	29,780
FCUSU-T11	32,907	14.5 x 10 x 2.5'	16	6	1285	FCUSU-C11	32,013
FCUSU-T12	7,842	19 x 12 x 2.5'	19-21	8	1400	FCUSU-C12	36,814
FCUSU-T13	45,412	24 x 12 x 3'	23-25	8	1600	FCUSU-C13	44,177
FCUSU-T14	49,953	26 x 12 x 3'	25-27	10	1900	FCUSU-C14	48,594
FCUSU-T15	59,953	30 x 14 x 3'	29-30	10	2200	FCUSU-C15	58,313