

conference



General Information for Ordering

1. Point of Production:	Irvington, NJ (Essex County)
2. Time of Delivery:	Approximately 8 to 12 weeks
3. Expedited Delivery:	Some items in this catalog are available for expedited delivery. Call factory for information.
4. Overnight and 2-day Delivery:	Not available
5. F.O.B. Point:	Irvington, New Jersey, Essex County
6. Ordering Address:	Arnold Kolax Furniture, Inc., 120 Coit Street, Irvington, New Jersey 07111
7. Payment Address:	Arnold Kolax Furniture, Inc., 120 Coit Street, Irvington, New Jersey 07111
8. Terms and Conditions of Rental, Maintenance and Repair:	Call Factory
9. Terms and Conditions of Installation:	Call Factory
10. Terms and Conditions of Repair Parts:	Call Factory
11. Service and Distribution Points:	Contact your local Arnold Kolax Furniture, Inc. representative for current listing of service and distribution points.
12. List of Participating Dealers:	Contact your local Arnold Kolax Furniture, Inc. representative for current listing of authorized dealers in your area.
13. Preventative Maintenance:	Contact factory for pamphlet.

Product Information

1	Woods /Veneers	<p>All solid woods and veneers used on exterior surfaces are #A select grades. Plain sliced American Walnut, White Oak, Maple and Cherry, applied in a "reverse slip match" fashion resulting in a balanced appearance, as well as slip match Sapele (Mahogany), are the standard veneers used. Anigre veneers are available at an upcharge. Every effort is made to match solid wood and veneer of like color and grain, however, since wood is a natural material, some variation in grain, color, and character may occur. This variation is not considered a defect.</p> <p>Arnold woods sample color chips are dated, and only chips dated with the current year should be used. If older samples are used, please send the sample with the purchase order for proper color adjustment.</p>
2	About Woods	<p>Arnold Kolax Furniture would like to take this opportunity to point out to its customers several of the distinguishing characteristics that make wood such a unique material with beauty and charm:</p> <ul style="list-style-type: none"> • No two trees are exactly alike, and as a result, natural variations in color and tone are to be expected • Solid woods and veneers accept stain in varying degrees, thereby contributing to slight differences in shading • Woods are highly susceptible to color changes from exposure to light, particularly from the ultra violet rays. Cherry is extremely photo sensitive. It is recommended that the end user be instructed to avoid placing wood products in areas with prolonged exposure to direct sunlight. This will help to minimize, though not eliminate, color changes. • Properly maintained levels of humidity in the environment where the furniture is placed should also minimize instances of warping, checking, and cracking of veneers and solids. Fluctuations in humidity and temperature may cause panels and solid wood components to expand and contract, and may lead to panel warpage and finish checking or cracking. Prolonged exposure of furniture to dry heat during winter months should be avoided. <p><i>A minimum humidity level of 45% in climate controlled buildings is very important for the proper care of natural wood products.</i></p> <p>Note: Due to the nature of Burl and Crotch veneer, the temperature and humidity of the environment into which the product is placed may cause change to the face veneer. Arnold cannot be held responsible for checking and/or shrinkage that may occur over the course of time.</p>
3	Wood Finishes	<p>Arnold Kolax Furniture offers a substantial number of different stains on White Oak, Walnut, Sapele (Mahogany), Cherry, Ash, Anigre and White Maple solid woods and veneers. A "seven step" open pore finish is standard. It is a rich, lustrous, water and alcohol resistant, 10-deg matte or 30-deg satin sheen, multi-coat pre-catalyzed top coating applied over a "hand rubbed" wiping stain. Color consistency is maintained by constant comparisons to "control panels" at every step in the finishing process.</p>
4	Special Wood Finishes	<p>Arnold Kolax Furniture, Inc. provides its customers finish matching capability. Customer must submit 3" x 3" sample of the finish to be matched.</p> <p>The amount of upcharge is based upon the following criteria:</p> <ul style="list-style-type: none"> • \$375.00 minimum on any special wood finish. • Color and texture match of closed pore finishes: + 25% • Closed pore finish (top surface only) on any Arnold standard wood stain: + 10% • Buffed/polished appearance: call factory for pricing. • Finish matching requiring bleaching will result in an additional charge. The factory reserves the right to make the final determination.
5	Plastic Laminates	<p>Arnold Kolax Furniture offers both complete plastic laminate products and wood products with plastic laminate tops. In addition to the above, most products offered by Arnold Kolax Furniture are also available with laminate tops, at no additional charge, in any color or texture of your choice from Pionite, Nevamar, Formica, or Wilsonart.</p>
6	Natural Stones	<p>Marble and granite tops are available on selected Arnold Kolax Furniture products. They can be either inlaid or overlaid (no wood edge). Please refer to the individual product sections to determine which products are available with stone tops.</p> <p>Please note that not all granites are available on any given product; consult the introductory pages at the beginning of each section for availability.</p>

7 Finishes

Core Collection /10% Sheen

Walnut




107 Platinum Walnut



109 Bourbon Walnut



110 Slate Walnut



111 Light Walnut



503 Ebonized Walnut

Oak



204 Grey Oak



205 Limed Oak



206 Steel Oak

Ash



801 Charcoal Ash



803 White Ash

Solid Colors



900 Satin White



901 Satin Black

We can match any Benjamin Moore color, subject to up-charge. Please call factory: 866-425-6529.

Heritage Collection

Walnut



101 Royal Walnut



102 Cordovan Walnut



103 Park Ave Walnut



105 Cappuccino Walnut

Oak



200 Natural Oak




202 Midnight Oak



203 Graphite Oak

Mahogany



300 Mahogany



301 Ashleigh Mahogany



303 Scarlet Mahogany

Cherry



401 Light Cherry



402 Victorian Cherry



404 Red Cherry



406 Classic Cherry



408 English Cherry

Maple



700 Natural Maple



701 Pearwood on Maple



702 Kensington Maple









703 Yukon Maple









Stone Selections

The following stones are representations of some of the stones we offer and work with. They are meant to provide inspiration and prices vary.

Marble / All marble is quoted as White Carrara. Other marble offerings are subject to upcharge.

	STANDARD PRICING White Carrara Marble
	White Calacatta Gold Marble
	Light Emperador Marble
	Dark Emperador Marble
	Botticino Semi-Classico Marble
	Nero Marquina Marble

Granite / All granite is quoted as Absolute Black. Other granite offerings are subject to upcharge.

	STANDARD PRICING Absolute Black
	Dakota Mahogany
	Ubatuba
	Blue Pearl
	Impala Black
	Black Galaxy
	Luna Pearl
	Rosa Porrina

Quartz

Cambria

Caesarstone

LX Hausys

Solid Surfacing

Corian

Kron

Corian Solid Surface Color Portfolio (PDF)

Metal Finishes

Metal is used in several Arnold Contract styles, and comes in various finishes. Solid metal is used on the stand-offs under glass counters, and legs, while pure metal laminate is used as decorative banding and toe kicks.




Classic Metals

	Burnt Steel
	Black Oxide
	Satin Steel

Handcrafted Metals

	Stainless Steel
	Oiled Bronze
	Gunmetal

Premium Metals

	Polished Steel
	Matte Brass
	Distressed Brass

High Pressure Laminate

Standard Laminates

Nevamar

Wilsonart

Formica

Color Core Laminates

There will be an upcharge for color core type laminate.

High Gloss Laminates

There will be an upcharge for laminate with a high gloss finish.

Metal Laminates

The two standard finishes are satin aluminum and brushed stainless steel. Other finishes are available for a small upcharge, including brushed or polished chrome and brass.

Laminate Edge Options

- Color Core Laminate
- Standard Laminate with self edge
- Standard Laminate with PVC edge



8 Special Items

Arnold Kolax Furniture has the ability, through its flexible manufacturing policy, to modify any existing Arnold line to meet the user's requirements. Please submit your plans and specifications for a quotation.

9 Options/Accessories

A variety of product options are available from Arnold Kolax Furniture including such value added items as refrigerators, computer support peripherals and a variety of Power, Data, and Voice grommets that allow the user to connect and conceal CPU hardware. The compatibility of individual options is noted on each page; a more detailed description of the options is at the back of the book.

Condition of Sale

1	Terms	Net 30 days. All prices shown in this price list are list prices, FOB our factory Irvington, New Jersey. Price are effective June 1st, 2021 and are valid until superseded. This price list supersedes all previous Arnold Kolax Furniture price lists.
	Ordering information	Order directly by email to Arnold Kolax Furniture as indicated on page 2 in this price list. Duplicate orders received not marked "Confirmation" are the responsibility of the buyer.
2	New Accounts	Please include three satisfactory credit references, one bank reference and a 50% deposit with your first order.
3	Acknowledgements	Upon credit approval, all orders will be acknowledged by Arnold Kolax Furniture. Acknowledgements indicate terms of sale, discount rate, buyer's representative, transportation company, approximate shipping date, merchandise ordered, freight cost if applicable, and our acknowledgement number. All prices are dock delivered prices according to zones unless otherwise indicated. Please check the acknowledgement for accuracy, and call Arnold Kolax Furniture immediately in case of a question or discrepancy.
4	Prices	Prices are based on an order as written, and not necessarily on your inquiry or our original quotation. The price as shown on the acknowledgment are final and will be invoiced on the date of shipment.
5	Cancellations and/or Changes	Orders are processed immediately upon receipt, and cancellations or changes can only be made with prior approval. A cancellation charge of 10% will be incurred after a period of three working days. Cancellation of "Work in progress" is subject to a 50% charge.
6	Shipping Delays	Diligent effort will be made to ship orders for the date acknowledged. We cannot be held financially responsible for delays due to strikes, accidents, raw material shortages or other delays.
7	Packing and Shipping	Goods are carefully inspected and blanket wrapped or cartoned before being turned over to the transportation company.
8	Damaged Material	The goods are carefully inspected and in good condition when accepted by the carrier. If damage occurs, it is your responsibility to immediately notify the transportation company to make an inspection prior to discarding packaging material. If the packaging material is damaged, you must make this request upon receipt of shipment. If the damage is concealed, you must make this request when the material is unpacked and save the packing material.
9	Manufacturing Defects	Claims of a factory defect must be verified by a factory representative. Unauthorized deductions from our invoice will not be allowed.
10	Generalities	All Arnold Kolax Furniture products (if applicable) are shipped with heavy duty 1/4-20 tread adjustable nylon glides that permit perfect drawer and door alignment. A strip of wood (a skid strip) protecting the product during shipment must be removed before the glides can be adjusted to meet the contours of the floor. Multi-piece tops are shipped with "level tights," that allow for a perfectly flush alignment of tops.
11	Product Changes	Arnold Kolax Furniture reserves the right to make changes in design and construction or to discontinue products without prior notice.
12	Warranty	Arnold Kolax Furniture warrants to its initial customers that its products conform to specifications, drawings, samples, or other product descriptions furnished by Arnold Kolax Furniture, and are of good material and workmanship, free of manufacturing and factory defects, and will function properly under normal use and service for three years if installed by Arnold Kolax Furniture or an authorized Arnold dealer. However, natural variations in color and grain patterns occur in bent wood, solid wood, and veneers.
		The warranty set forth above does not apply to products modified, altered, or repaired by unauthorized personnel, or to products damaged during shipment or installation, or by accident, abuse, alternation, misuse, tampering, misapplication, negligence by others, improper repair or maintenance, fire and/or other casualty. This warranty does not apply to defects in components not manufactured by Arnold Kolax Furniture.
		It is expressly understood and agreed that the customer's sole and exclusive remedy for any and all losses or damages resulting from non-confirming goods, or from any others causes, shall be the repair or replacement of defective parts at the option of Arnold Kolax Furniture, and that Arnold Kolax Furniture shall not be liable for damages, for injury to persons or property, nor for replacement of the entire commercial unit, if repair or replacement of defective parts can reasonably render the unit conforming.
		SELLER MAKES NO OTHER WARRANTIES, EITHER EXPRESSED OR IMPLIED, AS TO ANY MATTER WHATSOEVER, AND ARNOLD KOLAX FURNITURE DISCLAIMS ANY WARRANTY OF MERCHANTABILITY OR FITNESS FOR A PARTICULAR USE OR PURPOSE.
		No officer, employee, or representative of Arnold Kolax Furniture has the authority to assume greater liability than that described above.

Delivery and Zones


zone 1
Northern NJ

Minimum Charge:
\$895 NET or 8.5 % of NET Price

zone 2
Philly, NYC, Long Island, White Plains, Stamford

Minimum Charge:
\$1295 NET or 9.5% of NET Price

zone 3
Boston through Washington DC

Minimum Charge:
\$1495 NET or 10.5% of NET Price

zone 4
Minnesota down to Texas

Minimum Charge:
\$1795 NET or 13% of NET Price

zone 5
Call factory for pricing

Delivery and installation available in most areas.
Call factory for pricing.

DELIVERED PRICES

All list prices shown here are FOB factory and do not include area warehouse dock delivery. Inside delivery and installation by the agents of Arnold is available in certain areas of the East Coast. **Call factory for pricing.**

NOTE

Important - please check all critical on-site measurements

-- doorways, elevators, halls --

to make certain they are adequate to allow passage and installation of large pieces.

Smaller units may be subject to additional freight charges and all prices are subject to fuel surcharge.

Models

Boardroom Series

Boardroom Series
Donut Shaped

Boardroom Series
Presidential

Boardroom Series
Presentation

Boardroom Series
Roseland

Boardroom Series
Stafford

Boardroom Series
Liberty

Georgetown Series

Georgetown Series
Rectangular Bases

Georgetown Series
X- Bases

Georgetown Series
Duncan Phyfe Bases

Georgetown Series
Queen Anne Bases

Jamestown Series

Jamestown Series
Rectangular

Jamestown Series
Rectangular shaped top with drum bases

Jamestown Series
Round shaped top with drum base

Jamestown Series
Boat-shaped top with drum bases

Models

Nova Series

Nova Series

Racetrack shaped top with drum bases

Nova Series

Round shaped top with drum base

Nova Series

Reversed diamond pattern Racetrack shaped top

Nova Series

Round shaped top with drum base

Nova Series

DC Wood Bases

Nova Series

Rectangular Wood Bases

Nova Series

Black Duraline Bases

Nova Series

Black Roma Bases

Nova Series

DX Wood/Metal Base

Nova Series

Elite Wood Bases

Kubist Series

Tectoid Series

Kubist Series

Post Legs

Kubist Series

Panel Legs

Tectoid

Series

Konnect

Konnect

Elite Series

Konnect

DX Series

Konnect

Reveal Series

Konnect

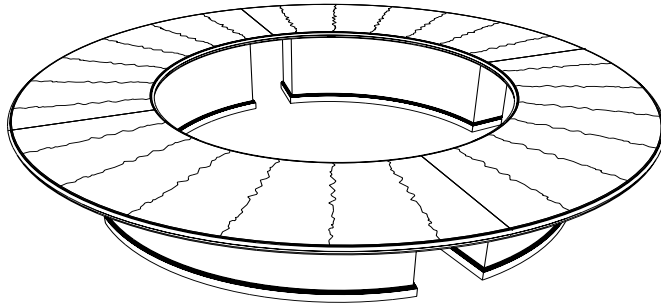
Geo Series

Konnect Series

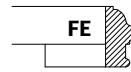
DX Glass top

Boardroom Series Donut Shaped


TRADITIONAL



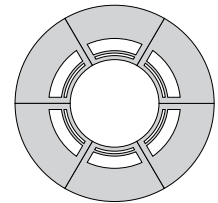
TRADITIONAL/TRANSITIONAL EDGES



FE - STANDARD
2" TRADITIONAL EDGE



FD - OPTIONAL
3" TRADITIONAL EDGE




BASE DETAIL
(6 - PIECE BASE)

Plain sliced book matched veneer in a sunburst pattern. Spaced section bases for access to center. Tops are 36" deep. 2" traditional edge and traditional shoe molding are standard..

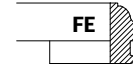
STYLE NUMBER	TOP SIZE	SEATS	BASES PIECES	TOP PIECES	BLANKET WRAPPED SHIP WEIGHT	LIST PRICE
FCUS-E8	8' dia.	10	2	2	540	\$23,479
FCUS-E10	10' dia.	12	3	2	750	\$33,173
FCUS-E12	12' dia.	15	4	3	950	\$44,153
FCUS-E14	14' dia.	18	4	4	1050	\$51,394
FCUS-E16	16' dia.	20	6	6	1150	\$56,272
FCUS-E18	18' dia.	22	6	6	1400	\$64,011
FCUS-E20	20' dia.	24	8	8	1535	\$69,661
FCUS-E22	22' dia.	28	8	8	1725	\$75,366
FCUS-E24	24' dia.	32	10	10	2000	\$85,184

Boardroom Series Presidential

TRADITIONAL



TRADITIONAL/TRANSITIONAL EDGES

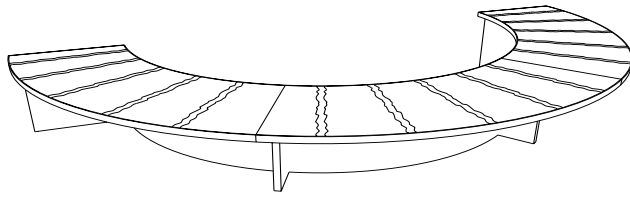


FE - STANDARD
3" TRADITIONAL EDGE

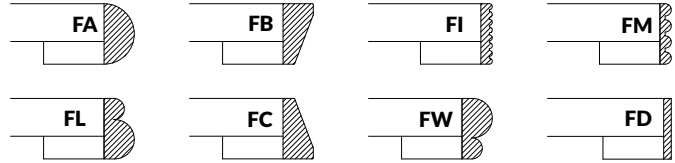
Book and Butt center matched fancy veneer or burl inlay top with shortgrain veneer border. 1/4" applied black accent line separates the border from the field. 6" radius standard. 3" traditional edge.

STYLE NUMBER	TOP SIZE	BORDER WIDTH	BASES PIECES	TOP PIECES	BLANKET WRAPPED SHIP WEIGHT	LIST PRICE
FCUS-P12	12X4X3'	6"	2	2	475	\$34,341
FCUS-P14	14X4X3'	6"	2	2	625	\$40,382
FCUS-P16	16X5X3'	6"	2	2	850	\$51,265
FCUS-P18	18X5X3'	6"	2	2	1300	\$55,580
FCUS-P20	20X6X4'	10"	3	4	1600	\$59,853
FCUS-P22	22X6X4'	10"	3	4	1800	\$65,484
FCUS-P24	24X7X5'	14"	3	5	1950	\$74,794
FCUS-P26	26X7X5'	14"	4	5	2600	\$84,025
FCUS-P28	28X7X5'	14"	4	6	2750	\$93,314
FCUS-P30	30X7X5'	14"	4	6	3000	\$101,464
FCUS-P32	32X7X5'	14"	4	7	3200	\$108,662
FCUS-P36	36X7X5'	14"	5	7	3600	\$126,514

Boardroom Series Presentation



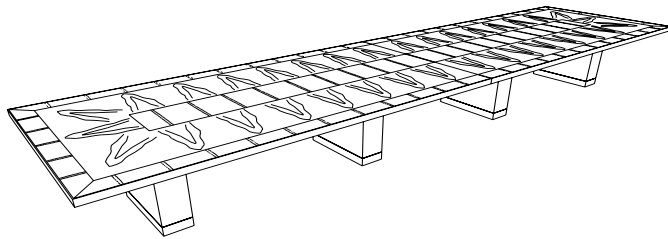
CONTEMPORARY EDGES



Plain sliced book matched veneers. 2" contemporary edge. Tops are 36" deep.

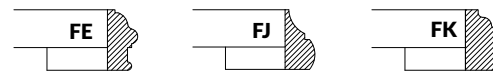
STYLE NUMBER	TOP SIZE	SEATS	BASES PIECES	TOP PIECES	BLANKET WRAPPED SHIP WEIGHT	LIST PRICE
FCUS-L12	12'	6	...	2	600	\$32,826
FCUS-L14	14'	8	...	2	700	\$41,489
FCUS-L16	16'	10	...	2	800	\$46,383
FCUS-L18	18'	10 to 11	...	3	900	\$53,145
FCUS-L20	20'	12	...	3	1000	\$59,465
FCUS-L22	22'	13 to 14	...	4	1200	\$64,999
FCUS-L24	24'	15	...	4	1400	\$70,406

Boardroom Series Roseland

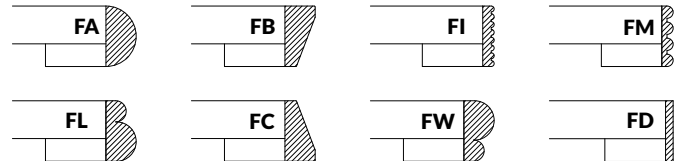


The Sketch Face Top features a 5" short-grain veneer border, a rim of plain sliced veneer, and a field of quartered veneer. There are 1/8" applied black accent lines framing the plain sliced rim.

TRADITIONAL/TRANSITIONAL EDGES



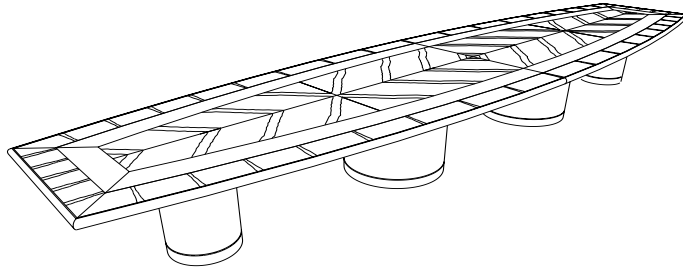
CONTEMPORARY EDGES



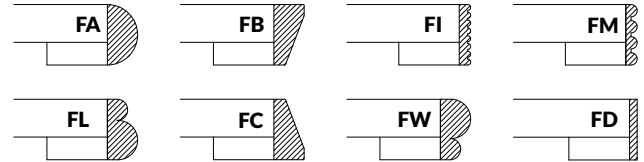
STYLE NUMBER	TOP SIZE	SEATS	BASES PIECES	TOP PIECES	BLANKET WRAPPED SHIP WEIGHT	LIST PRICE
FCUS-A06	6 x 3'	6	2	1	275	\$15,061
FCUS-A07	7 x 3.5'	6 to 8	2	1	300	\$16,209
FCUS-A08	8 x 4'	8 to 10	2	1	335	\$18,886
FCUS-A10	10 x 4'	10 to 12	2	1	375	\$19,881
FCUS-A12	12 x 4'	12 to 14	3	1	475	\$28,238
FCUS-A14	14 X 4'	12 to 14	3	2	625	\$33,270
FCUS-A15	14 X 5'	14	3	2	850	\$40,167
FCUS-A16	16 x 5'	14 to 16	4	2	1100	\$45,847
FCUS-A18	18 x 5'	16 to 18	4	2	1300	\$48,485
FCUS-A20	20 x 5'	18 to 20	4	2	1600	\$52,430
FCUS-A24	24 x 5'	22 to 24	5	2	1750	\$58,626
FCUS-A25	25 x 6'	24	5	3	2000	\$70,190
FCUS-A26	26 x 6'	24 to 26	6	3	2600	\$75,870
FCUS-A28	28 x 6'	26	6	4	3100	\$80,332

Stafford Series Liberty

CONTEMPORARY



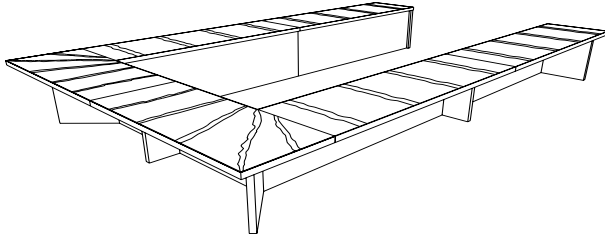
CONTEMPORARY EDGES



Reverse diamond inlay top with rim of different wood veneers separated by .25" black accenting. Cylinder bases with .25" black accent striping. 2" contemporary edge.

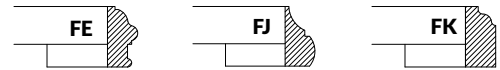
STYLE NUMBER	TOP SIZE	SEATS	BASES PIECES	TOP PIECES	BLANKET WRAPPED SHIP WEIGHT	LIST PRICE
FCUS-H8	8 x 4 x 3'	2	2	1	335	\$15,767
FCUS-H9	9 x 4 x 3'	2	2	1	350	\$17,781
FCUS-H10	10 x 4 x 3'	2	2	1	375	\$18,848
FCUS-H12	12 x 4 x 3'	2	2	1	475	\$27,364
FCUS-H14	14 x 4 x 3'	3	3	2	625	\$31,413
FCUS-H16	16 x 4 x 3'	3	3	2	800	\$38,059
FCUS-H18	18 x 5 x 3'	3	3	2	1300	\$47,334
FCUS-H20	20 x 5 x 3'	4	4	2	1500	\$49,115
FCUS-H22	22 x 5 x 3'	4	4	2	1700	\$53,280
FCUS-H24	24 x 5 x 4'	4	4	2	1850	\$56,228
FCUS-H26	26 x 6 x 5'	4	4	5	2500	\$61,842
FCUS-H28	28 x 6 x 5'	5	5	5	2700	\$64,999
FCUS-H30	30 x 6 x 5'	5	5	6	2900	\$68,979
FCUS-H32	32 x 7 x 5'	5	5	6	3200	\$86,299
FCUS-H34	34 x 7 x 5'	5	5	6	3400	\$94,044
FCUS-H36	36 x 8 x 5'	5	5	5	3600	\$116,644

Stafford Series

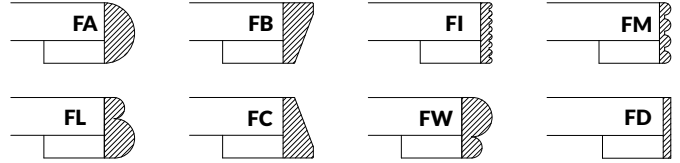


Rectangular Open "U" Shaped made in sections and bolted together at destination. The individual sections cannot be used alone. The custom veneered and matched top sections have veneers running in the short direction. Available in traditional and contemporary styling – please specify. For custom sizes, power and data, please consult factory for pricing.

TRADITIONAL/TRANSITIONAL EDGES

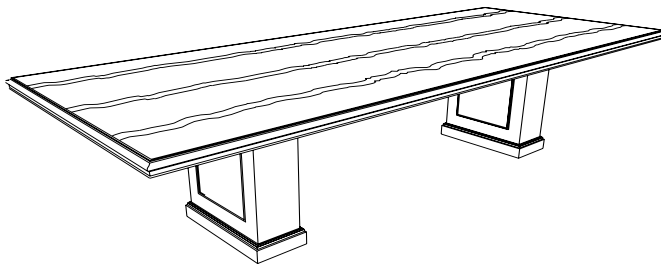


NOVA EDGES



TRADITIONAL		TABLE SIZE A x B x C	SEATS	TOP PIECES	BLANKET WRAPPED SHIP WEIGHT	CONTEMPORARY	
STYLE NUMBER	LIST PRICE					STYLE NUMBER	LIST PRICE
FCUSU-T8	\$39,868	12.5 x 8 x 2.5'	13	5	890	FCUSU-C8	\$38,784
FCUSU-T10	\$42,855	12.5 x 10 x 2.5'	14	6	960	FCUSU-C10	\$41,692
FCUSU-T11	\$46,070	14.5 x 10 x 2.5'	16	6	1285	FCUSU-C11	\$44,818
FCUSU-T12	\$10,979	19 x 12 x 2.5'	19-21	8	1400	FCUSU-C12	\$51,540
FCUSU-T13	\$63,577	24 x 12 x 3'	23-25	8	1600	FCUSU-C13	\$61,848
FCUSU-T14	\$69,934	26 x 12 x 3'	25-27	10	1900	FCUSU-C14	\$68,032
FCUSU-T15	\$83,934	30 x 14 x 3'	29-30	10	2200	FCUSU-C15	\$81,638

Georgetown Series Rectangular Bases



TRADITIONAL EDGE




Add letters (from edges above)
As Suffix to Model #
Model No: FTRRBxxxxW_

STYLE NUMBER	TOP SIZE OPTIONS	BASES PIECES	BLANKET WRAPPED SHIP WEIGHT	LIST PRICE
FTRRB7236-W	72 x 36"	2	190	\$6,803
FTRRB8442-W	84 x 42"	2	220	\$8,420
FTRRB9648-W	96 x 48"	2	280	\$10,255
FTRRB2048-W	120 x 48"	2	320	\$12,369
FTRRB4448-W	144 x 48"	3	400	\$15,260
FTRRB6848-W	168 x 48"	3	440	\$16,374
FTRRB9260-W	192 x 60"	4	580	\$22,600
FTRRB1660-W	216 x 60"	4	635	\$25,106
FTRRB4060-W	240 x 60"	5	710	\$26,690
FTRRB8860-W	288 x 60"	5	845	\$32,486

Georgetown Series X- Bases

TRADITIONAL



TRADITIONAL EDGE

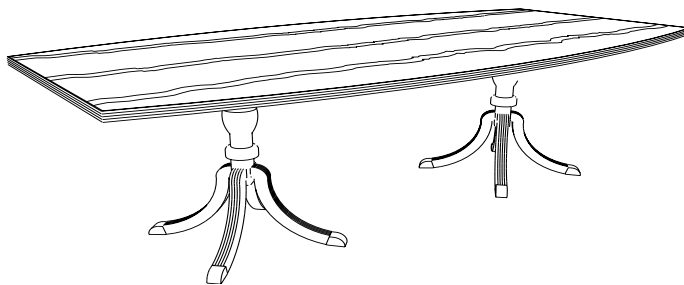


1.25" FF Traditional Edge
Add letters (from edges above)
As Suffix to Model #
Model No: FTOWX(dia.)-W_

STYLE NUMBER	TOP SIZE OPTIONS	BASES PIECES	BLANKET WRAPPED SHIP WEIGHT	LIST PRICE
FTOWX30-W	30"	1	90	\$2,755
FTOWX36-W	36"	1	95	\$3,368
FTOWX42-W	42"	1	120	\$4,096
FTOWX48-W	48"	1	140	\$4,567
FTOWX54-W	54"	1	175	\$5,251
FTOWX60-W	60"	1	195	\$6,742
FTOWX72-W	72"	1	250	\$8,708

Georgetown Series Duncan Phyfe Bases

TRADITIONAL



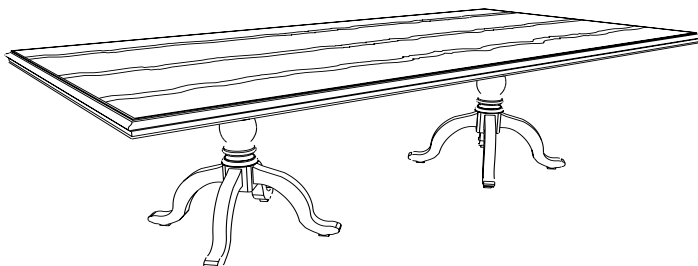
TRADITIONAL EDGE




1.25" FF Reeded Edge
Add letters (from edges above)
As Suffix to Model #
Model No: FDBxxxxW_

STYLE NUMBER	TOP SIZE OPTIONS	BASES PIECES	BLANKET WRAPPED SHIP WEIGHT	LIST PRICE
FDB7236-W	72 x 36"	2*	175	\$9,355
FDB8442-W	84 x 42"	2*	195	\$10,132
FDB9648-W	96 x 48"	2	250	\$12,025
FDB2048-W	120 x 48"	2	290	\$14,512
FDB4448-W	144 x 48"	3	325	\$17,752
FDB6848-W	168 x 48"	3	390	\$23,184
FDB9260-W	192 x 60"	3**	540	\$29,214
FDB1660-W	216 x 60"	3**	575	\$31,804
FDB4060-W	240 x 60"	4**	650	\$33,265
FDB8860-W	288 x 60"	4**	785	\$39,960

Georgetown Series Queen Anne Bases



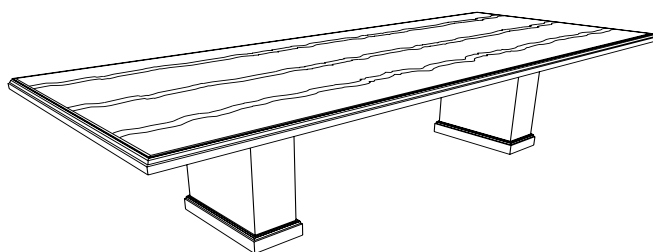
TRADITIONAL EDGE



2" FE Traditional Edge
Add letters (from edges above)
As Suffix to Model #
Model No: FQRxxxxW_


STYLE NUMBER	TOP SIZE OPTIONS	BASES PIECES	BLANKET WRAPPED SHIP WEIGHT	LIST PRICE
FQR7236-W	72 x 36"	2*	175	\$ 9,383
FQR8442-W	84 x 42"	2*	195	\$ 10,163
FQR9648-W	96 x 48"	2	250	\$ 12,062
FQR2048-W	120 x 48"	2	290	\$ 14,559
FQR4448-W	144 x 48"	3	325	\$ 17,765
FQR6848-W	168 x 48"	3	390	\$ 23,199
FQR9260-W	192 x 60"	3**	540	\$ 29,232
FQR1660-W	216 x 60"	3**	575	\$ 31,825
FQR4060-W	240 x 60"	4**	650	\$ 33,289
FQR8860-W	288 x 60"	4**	785	\$ 39,988

Jamestown Series Rectangular



Rectangular bases

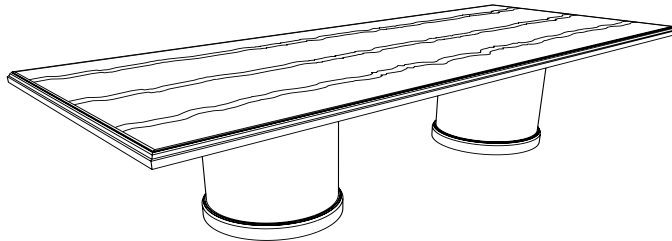
TRANSITIONAL EDGE



FJ - 2" Edge FK - 2" Edge
Add letters (from edges above)
As Suffix to Model #
Model No: FXRBBxxxxW_

STYLE NUMBER	TOP SIZE OPTIONS	BASES PIECES	BLANKET WRAPPED SHIP WEIGHT	LIST PRICE
FXBCY7236W	72 x 36"	2	190	\$ 6,633
FXBCY8442W	84 x 42"	2	220	\$ 8,208
FXBCY9648W	96 x 48"	2	280	\$ 9,996
FXBCY2048W	120 x 48"	2	320	\$ 12,060
FXBCY2060W	144 x 48"	2	400	\$ 13,576
FXBCY4448W	168 x 48"	3	360	\$ 15,001
FXBCY6848W	192 x 60"	3	440	\$ 15,964
FXBCY9260W	216 x 60"	3	540	\$ 22,036
FXBCY1660W	240 x 60"	4	575	\$ 24,479
FXBCY8860W	288 x 60"	4	785	\$ 31,675

Jamestown Series Straight grain Rectangular shaped top with drum bases



Wood cylinder bases

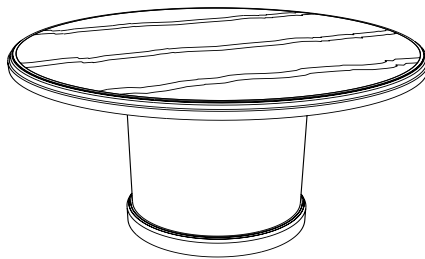
TRANSITIONAL EDGE



FJ - 2" Edge FK - 2" Edge
Add letters (from edges above)
As Suffix to Model #
Model No: FXRCYxxxxW_

STYLE NUMBER	TOP SIZE OPTIONS	BASES PIECES	BLANKET WRAPPED SHIP WEIGHT	LIST PRICE
FXRCY7236W	72 x 36"	2	190	\$6,329
FXRCY8442W	84 x 42"	2	225	\$7,881
FXRCY9648W	96 x 48"	2	280	\$9,792
FXRCY2048W	120 x 48"	2	320	\$13,216
FXRCY4448W	144 x 48"	3	360	\$16,656
FXRRB6848W	168 x 48"	3	440	\$19,727
FXRCY9260W	192 x 60"	3	540	\$26,389
FXRCY1660W	216 x 60"	3	575	\$28,760
FXRCY4060W	240 x 60"	4	650	\$30,894
FXRCY8860W	288 x 60"	5	785	\$36,635

Jamestown Series Straight grain Round shaped top with drum base



Wood Cylinder Bases

TRANSITIONAL EDGE



FJ - 2" Edge FK - 2" Edge
Add letters (from edges above)
As Suffix to Model #
Model No: FXOCYxxxxW

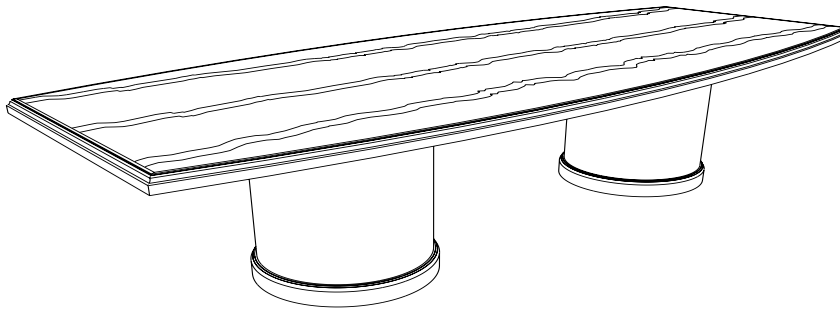
84" and 96" diameter tops supplied in two pieces
54", 60", 66", 72", 84" and 96" diameter tables are shipped KD

STYLE NUMBER	TOP SIZE OPTIONS	BASES PIECES	BLANKET WRAPPED SHIP WEIGHT	LIST PRICE
FXOCY30W	30"	1	80	\$3,843
FXOCY36W	60"	1	85	\$4,161
FXOCY42W	42"	1	90	\$4,609
FXOCY48W	48"	1	95	\$5,376
FXOCY54W	54"	1	115	\$6,833
FXOCY60W	60"	1	140	\$7,991
FXOCY66W	66"	1	150	\$10,765
FXOCY72W	72"	1	160	\$10,987
FXOCY84W	84"	1	235	\$13,604
FXOCY96W	96"	1	285	\$16,244

Jamestown Series

Straight grain Boat shaped top with drum bases

TRANSITIONAL



TRANSITIONAL EDGE










FJ - 2" Edge FK - 2" Edge
Add letters (from edges above)
As Suffix to Model #
Model No: FXBCYxxxxW_

- Tops 145" or longer are shipped in two pieces.
- Tops up to and including 144" long are supplied in one piece.

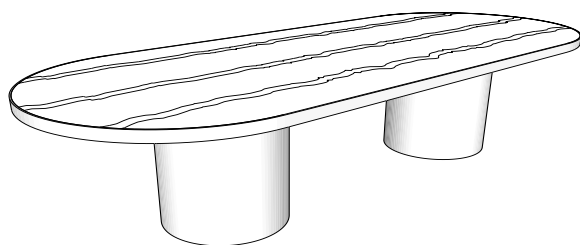
Wood cylinder bases

STYLE NUMBER	TOP SIZE OPTIONS	BASES PIECES	BLANKET WRAPPED SHIP WEIGHT	LIST PRICE
FXBCY7236W	72 x 36 x 30"	2	190	\$ 6,611
FXBCY8442W	84 x 42 x 36"	2	220	\$ 8,242
FXBCY9648W	96 x 48 x 36"	2	280	\$ 10,905
FXBCY2048W	120 x 48 x 36"	2	320	\$ 13,843
FXBCY2060W	120 x 60 x 48"	2	400	\$ 15,648
FXBCY4448W	144 x 48 x 36"	3	360	\$ 17,454
FXBCY6848W	168 x 48 x 36"	3	440	\$ 20,661
FXBCY9260W	192 x 60 x 48"	3	540	\$ 27,657
FXBCY1660W	216 x 60 x 48"	4	575	\$ 30,146
FXBCY4060W	240 x 60 x 48"	4	650	\$ 32,368
FXBCY8860W	288 x 60 x 48"	4	785	\$ 38,399

NOVA EDGES



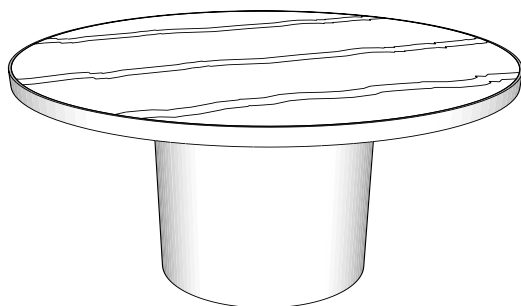
Nova Series Straight grain Racetrack shaped top with drum bases



Add letters (from edges above) as Suffix to Model #
Model No: FWCCYxxxx-__

STYLE NUMBER	TOP SIZES	BASE PIECES	B - WRAPPED SHIP WEIGHT	LIST PRICE
FWCCY7236	72 x 36"	2	190	\$6,486
FWCCY8442	84 x 42"	2	220	\$8,268
FWCCY9642	96 x 42"	2	245	\$9,642
FWCCY9648	96 x 48"	2	280	\$10,465
FWCCY2048	120 x 48"	2	320	\$14,403
FWCCY4448	144 x 48"	3	400	\$18,358
FWCCY4460	144 x 60"	2	420	\$19,928
FWCCY6848	168 x 48"	3	440	\$21,494
FWCCY6860	168 x 60"	3	520	\$24,531
FWCCY9260	192 x 60"	3	540	\$29,156
FWCCY1660	216 x 60"	3	575	\$31,882
FWCCY4060	240 x 60"	4	650	\$33,936
FWCCY8860	288 x 60"	4	785	\$40,543

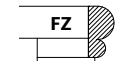
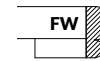
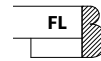
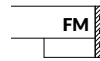
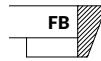
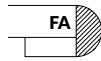
Nova Series Straight grain Round shaped top with drum base



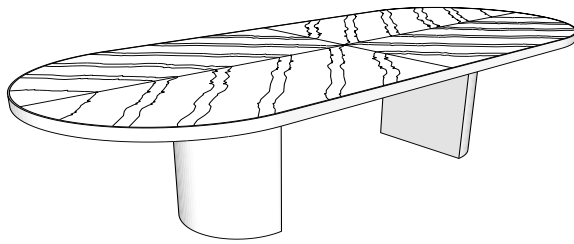
Add letters (from edges above) as Suffix to Model #
Model No: FWOCYxx-__

STYLE NUMBER	TOP SIZES	BASE PIECES	B - WRAPPED SHIP WEIGHT	LIST PRICE
FWOCY36	36" dia	1	80	\$3,994
FWOCY42	42" dia	1	95	\$4,390
FWOCY48	48" dia	1	130	\$5,120
FWOCY54	54" dia	1	160	\$6,507
FWOCY60	60" dia	1	190	\$7,612
FWOCY66	66" dia	1	210	\$10,252
FWOCY72	72" dia	1	255	\$10,464
FWOCY84	84" dia	1	350	\$12,956
FWOCY96	96" dia	1	520	\$15,471

NOVA EDGES



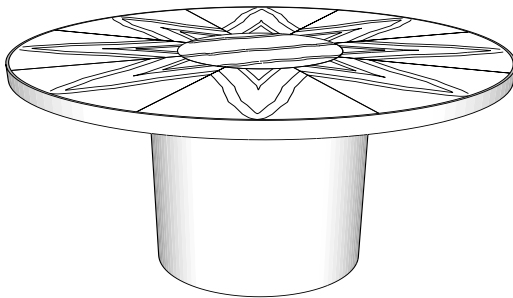
Nova Series Reversed diamond pattern Racetrack shaped top



Add letters (from edges above) as Suffix to Model #
Model No: FHCHCxxxx-__

STYLE NUMBER	TOP SIZES	BASE PIECES	B - WRAPPED SHIP WEIGHT	LIST PRICE
FHCHC7236	72 x 36"	2	170	\$8,575
FHCHC8442	84 x 42"	2	200	\$11,106
FHCHC9648	96 x 48"	2	260	\$14,172
FHCHC2048	120 x 48"	2	300	\$19,090
FHCHC4448	144 x 48"	3*	380	\$24,385
FHCHC6848	168 x 48"	3*	420	\$28,608
FHCHC6860	168 x 60"	3*	480	\$33,891
FHCHC9260	192 x 60"	3*	520	\$39,172
FHCHC1660	216 x 60"	4	590	\$42,890
FHCHC4060	240 x 60"	4	630	\$46,610
FHCHC8860	288 x 60"	4	750	\$55,745




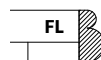



Nova Series Sunburst pattern Round shaped top with drum base



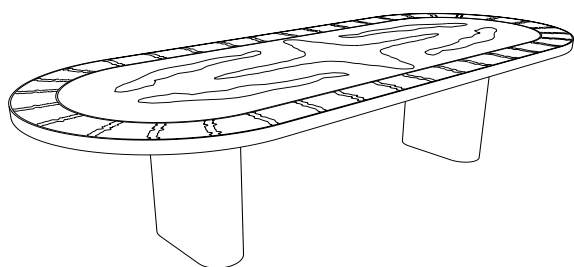
Add letters (from edges above) as Suffix to Model #
Model No: FSOCYxx-__

STYLE NUMBER	TOP SIZES	BASE PIECES	B - WRAPPED SHIP WEIGHT	LIST PRICE
FSOCY36	36" dia	1	80	\$5,855
FSOCY42	42" dia	1	85	\$6,805
FSOCY48	48" dia	1	130	\$8,092
FSOCY54	54" dia	1	160	\$10,049
FSOCY60	60" dia	1	190	\$11,883
FSOCY66	66" dia	1	210	\$15,282
FSOCY72	72" dia	1	255	\$16,212
FSOCY84	84" dia	1	350	\$22,127
FSOCY96	96" dia	1	520	\$26,384

NOVA EDGES



Nova Series DC Wood Bases



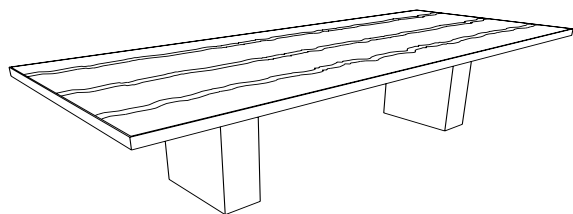
Add letters (from edges above) as Suffix to Model #

Model No: FCCDC-

- Inlay is book & butt matched Burl, Birdseye, Maple, or Crotch Veneer, 6" Border

STYLE NUMBER	TOP SIZES	BASE PIECES	B - WRAPPED SHIP WEIGHT	LIST PRICE
FCCDC7236	72 x 36"	2	195	\$11,994
FCCDC8442	84 x 42"	2	220	\$15,144
FCCDC9648	96 x 48"	2	280	\$18,252
FCCDC2048	120 x 48"	2	320	\$23,845
FCCDC4448	144 x 48"	3	400	\$29,611
FCCDC6848	168 x 48"	3	440	\$34,751
FCCDC9260	192 x 60"	3	520	\$43,438
FCCDC1660	216 x 60"	4	600	\$48,384
FCCDC4060	240 x 60"	4	650	\$57,414
FCCDC8860	288 x 60"	5	845	\$68,957

Nova Series Rectangular Wood Bases


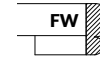
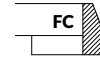
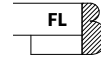
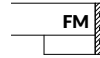
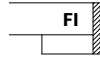
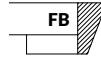
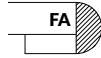


Add letters (from edges above) as Suffix to Model #

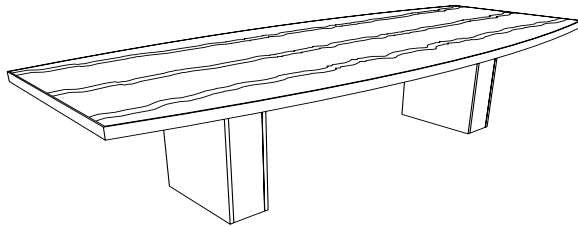
Model No: FWRRB-__

STYLE NUMBER	TOP SIZES	BASE PIECES	B - WRAPPED SHIP WEIGHT	LIST PRICE
FWRRB7236	72 x 36"	2	195	\$6,605
FWRRB8442	84 x 42"	2	220	\$8,099
FWRRB9648	96 x 48"	2	280	\$9,297
FWRRB2048	120 x 48"	2	320	\$12,953
FWRRB4448	144 x 48"	3	400	\$16,393
FWRRB6848	168 x 48"	3	440	\$19,118
FWRR9260	192 x 60"	3	520	\$23,898
FWRRB1660	216 x 60"	4	600	\$25,746
FWRRB4060	240 x 60"	4	650	\$29,889
FWRRB8860	288 x 60"	5	845	\$35,918

NOVA EDGES



Nova Series DX Wood/Metal Bases



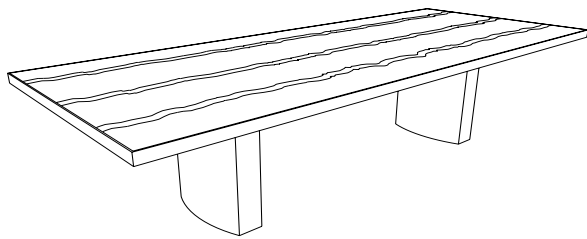
Add letters (from edges above)

As Suffix to Model #

MODEL No: FWBDX-

STYLE NUMBER	TOP SIZES	BASE PIECES	B - WRAPPED SHIP WEIGHT	LIST PRICE
FWBDX7236	72 x 36"	2	180	\$6,772
FWBDX8442	84 x 42"	2	220	\$8,266
FWBDX9648	96 x 48"	2	280	\$9,492
FWBDX2048	120 x 48"	2	320	\$13,223
FWBDX4448	144 x 48"	3	400	\$16,731
FWBDX6848	168 x 48"	3	440	\$19,516
FWBDX9260	192 x 60"	3	520	\$24,396
FWBDX1660	216 x 60"	4	600	\$26,282
FWBDX4060	240 x 60"	4	650	\$30,512
FWBDX8860	288 x 60"	4	845	\$36,666

Nova Series Elite Wood Bases



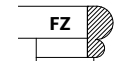
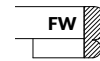
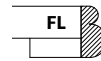
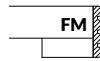
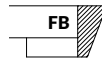
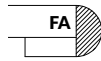
Add letters (from edges above)

As Suffix to Model #

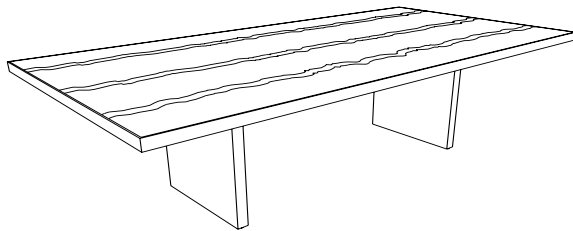
MODEL No: FWRBS-

STYLE NUMBER	TOP SIZES	BASE PIECES	B - WRAPPED SHIP WEIGHT	LIST PRICE
FWRBS7236	72 x 36"	2	180	\$6,535
FWRBS8442	84 x 42"	2	220	\$8,029
FWRBS9648	96 x 48"	2	280	\$9,806
FWRBS2048	120 x 48"	2	320	\$12,996
FWRBS4448	144 x 48"	3	400	\$16,177
FWRBS6848	168 x 48"	3	440	\$19,026
FWRBS9260	192 x 60"	3	520	\$27,787
FWRBS1660	216 x 60"	4	600	\$28,960
FWRBS4060	240 x 60"	4	650	\$30,134
FWRBS8860	288 x 60"	4	785	\$36,022

NOVA EDGES



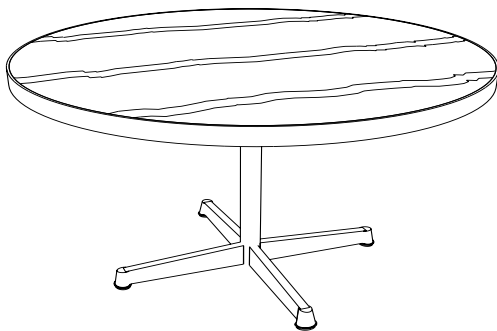
Nova Series Wood Panel Bases



Add letters (from edges above)
As Suffix to Model #
MODEL No: FWRPL-

STYLE NUMBER	TOP SIZES	BASE PIECES	B - WRAPPED SHIP WEIGHT	LIST PRICE
FWRPL7236	72 x 36"	2	175	\$3,599
FWRPL8442	84 x 42"	2	195	\$4,074
FWRPL9642	96 x 42"	2	220	\$4,596
FWRPL9648	96 x 48"	2	250	\$4,837
FWRPL0848	108 x 48"	2	280	\$6,052
FWRPL2048	120 x 48"	3	320	\$7,265
FWRPL4448	144 x 48"	3	360	\$8,119
FWRPL6848	168 x 48"	3	395	\$12,051
FWRPL6860	168 x 60"	3	440	\$14,757
FWRPL9260	192 x 60"	4	490	\$18,493
FWRPL1660	216 x 60"	4	525	\$20,345
FWRPL4060	240 x 60"	5	570	\$22,256
FWRPL8860	288 x 60"	5	700	\$26,950








Nova Series Black Duraline Bases



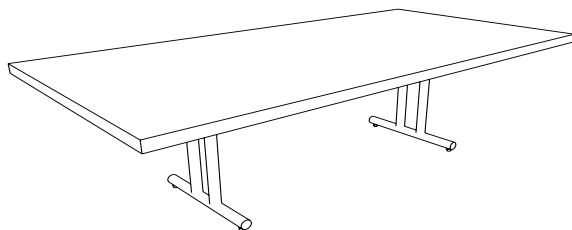
Add letters (from edges above)
As Suffix to Model #
MODEL No: FWODL-__

STYLE NUMBER	TOP SIZES	BASE PIECES	B - WRAPPED SHIP WEIGHT	LIST PRICE
FWODL30	30" dia	1	65	\$2,479
FWODL36	36" dia	1	75	\$2,743
FWODL42	42" dia	1	90	\$3,289
FWODL48	48" dia	1	120	\$3,639
FWODL54	54" dia	1	140	\$4,183
FWODL60	60" dia	1	160	\$4,756

NOVA EDGES



Nova Series Black Roma Bases




Add letters (from edges above)

As Suffix to Model #

MODEL No: FPRRO-__

STYLE NUMBER	TOP SIZES	BASE PIECES	B - WRAPPED SHIP WEIGHT	LIST PRICE
FPRR07236	72 x 36"	2	150	\$3,364
FPRR08442	84 x 42"	2	175	\$4,005
FPRR09642	96 x 42"	2	195	\$4,313
FPRR09648	96 x 48"	2	250	\$4,530
FPRR00848	108 x 48"	2	270	\$5,674
FPRR02048	120 x 48"	3	315	\$6,770
FPRR04448	144 x 48"	3	350	\$7,603
FPRR06848	168 x 48"	3	390	\$10,112
FPRR06860	168 x 60"	3	415	\$13,173
FPRR09260	192 x 60"	4	530	\$17,321
FPRR01660	216 x 60"	4	565	\$19,054
FPRR04060	240 x 60"	5	620	\$20,838
FPRR08860	288 x 60"	5	750	\$25,193

Kubist Series Post Legs



Add letters (from edges above)

As Suffix to Model #

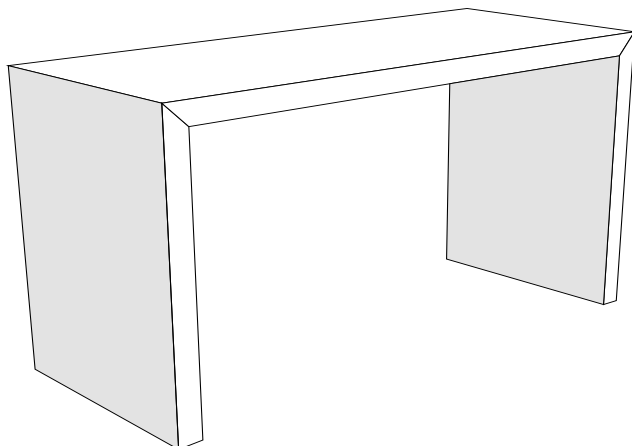
MODEL No: FNRFL-__

3" square legs; 3" apron, 30" high.

STYLE NUMBER	TOP SIZES	B - WRAPPED SHIP WEIGHT	LIST PRICE
FNRFL4824	48 x 24"	40	\$6,331
FNRFL4830	48 x 30"	54	\$7,426
FNRFL4836	48 x 36"	60	\$8,070
FNRFL5424	54 x 24"	54	\$6,472
FNRFL5430	54 x 30"	60	\$7,567
FNRFL5436	54 x 36"	68	\$8,211
FNRFL6024	60 x 24"	68	\$6,612
FNRFL6030	60 x 30"	75	\$7,848
FNRFL6036	60 x 36"	92	\$8,519
FNRFL7224	72 x 24"	95	\$7,039
FNRFL7230	72 x 30"	95	\$7,039
FNRFL7236	72 x 36"	120	\$9,104

Kubist Series Panel Legs

CONTEMPORARY



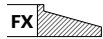

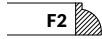

Add-on

Brushed Metal Kickplate per base	+\$115
Box with service door	+\$426

Model Number Example: FKUBIST - 186030
 *this model number designates table size 18"d x 60"w x 30"h

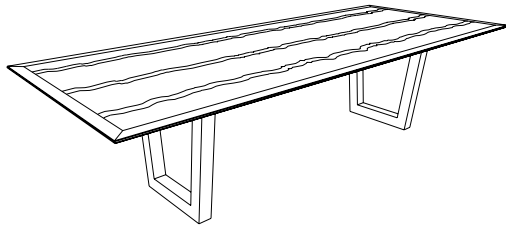
STYLE NUMBER	TABLE SIZE H=30"	LIST PRICE	STYLE NUMBER	TABLE SIZE H=36"	LIST PRICE	STYLE NUMBER	TABLE SIZE - H=42"	LIST PRICE	STYLE NUMBER	TABLE SIZE - H=42"	LIST PRICE
FKUBIST-183060	18" x 60"	\$5,426	FKUBIST-183654	18" x 54"	\$5,523	FKUBIST-204296	20" x 96"	\$7,479	FKUBIST-204296	20" x 96"	\$9,184
FKUBIST-183072	18" x 72"	\$5,713	FKUBIST-183660	18" x 60"	\$5,821	FKUBIST-204102	20" x 102"	\$8,072	FKUBIST-2042102	20" x 102"	\$9,600
FKUBIST-243072	24" x 72"	\$6,566	FKUBIST-183672	18" x 72"	\$6,241	FKUBIST-244248	24" x 48"	\$6,762	FKUBIST-244248	24" x 48"	\$10,108
FKUBIST-243084	24" x 84"	\$6,825	FKUBIST-243684	24" x 84"	\$6,471	FKUBIST-244260	24" x 60"	\$6,178	FKUBIST-244260	24" x 60"	\$10,730
FKUBIST-303060	30" x 60"	\$6,826	FKUBIST-243660	24" x 60"	\$6,920	FKUBIST-244266	24" x 66"	\$6,546	FKUBIST-244266	24" x 66"	\$11,364
FKUBIST-303072	30" x 72"	\$7,335	FKUBIST-243672	24" x 72"	\$7,381	FKUBIST-244272	24" x 72"	\$6,721	FKUBIST-244272	24" x 72"	\$8,324
FKUBIST-303096	30" x 96"	\$8,081	FKUBIST-303696	30" x 96"	\$7,354	FKUBIST-244278	24" x 78"	\$6,947	FKUBIST-244278	24" x 78"	\$8,875
FKUBIST-363072	36" x 72"	\$7,917	FKUBIST-303672	30" x 72"	\$8,485	FKUBIST-244284	24" x 84"	\$7,153	FKUBIST-244284	24" x 84"	\$9,598
FKUBIST-363084	36" x 84"	\$8,583	FKUBIST-363684	36" x 84"	\$8,420	FKUBIST-244290	24" x 90"	\$7,405	FKUBIST-244290	24" x 90"	\$10,340
FKUBIST-363096	36" x 96"	\$9,268	FKUBIST-363696	36" x 96"	\$9,744	FKUBIST-244296	24" x 96"	\$7,647	FKUBIST-244296	24" x 96"	\$11,103
FKUBIST-3630119	36" x 119"	\$10,494	FKUBIST-3636119	36" x 119"	\$10,979	FKUBIST-2442108	24" x 108"	\$8,144	FKUBIST-2442108	24" x 108"	\$11,850
FKUBIST-423096	42" x 96"	\$10,130	FKUBIST-423696	42" x 96"	\$10,647	FKUBIST-304254	30" x 54"	\$6,828	FKUBIST-304254	30" x 54"	\$12,947
FKUBIST-483084	48" x 84"	\$9,954	FKUBIST-423684	42" x 84"	\$14,144	FKUBIST-304260	30" x 60"	\$7,099	FKUBIST-304260	30" x 60"	
FKUBIST-483096	48" x 96"	\$10,592				FKUBIST-304272	30" x 72"	\$7,648	FKUBIST-304272	30" x 72"	
FKUBIST-4830102	48" x 102"	\$10,916				FKUBIST-304278	30" x 78"	\$8,214	FKUBIST-304278	30" x 78"	
						FKUBIST-304284	30" x 84"	\$8,788	FKUBIST-304284	30" x 84"	
						FKUBIST-304296	30" x 96"	\$9,229	FKUBIST-304296	30" x 96"	
						FKUBIST-3042108	30" x 108"	\$9,681	FKUBIST-3042108	30" x 108"	
						FKUBIST-3042119	30" x 119"	\$10,088	FKUBIST-3036119	30" x 119"	
						FKUBIST-364260	36" x 60"	\$7,973	FKUBIST-363660	36" x 60"	
						FKUBIST-364272	36" x 72"	\$8,775	FKUBIST-423672	36" x 72"	

KONNECT EDGES



CONTEMPORARY

Tectoid Series

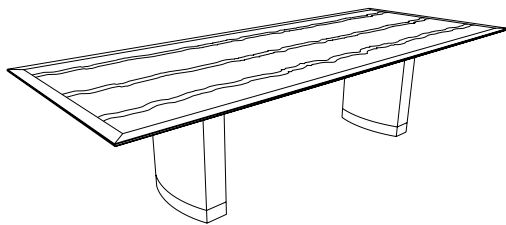


- Sleek u-shaped metal bases
- Metal bases available in brushed stainless steel or powder coat

MODEL #	SIZE	PRICE
FWRTD 7236	36 x 72"	\$ 10,457
FWRTD 8442	42 x 84"	\$ 11,918
FWRTD 9648	48 x 96"	\$ 13,657
FWRTD 2048	48 x 120"	\$ 16,779
FWRTD 2060	60 x 120"	\$ 19,463

CONTEMPORARY

Konnnect Elite Series

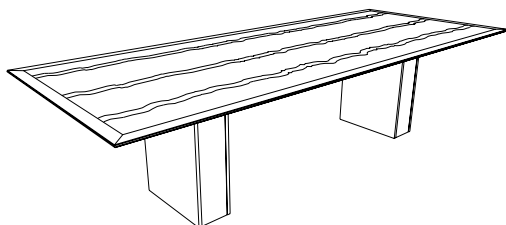


- Curved with flush toekick
- Toekick available in brushed stainless steel or satin aluminum

MODEL #	SIZE	PRICE
FWREL 7236	36 x 72"	\$ 7,853
FWREL 8442	42 x 84"	\$ 8,558
FWREL 9648	48 x 96"	\$ 10,297
FWREL 2048	48 x 120"	\$ 13,419
FWREL 2060	60 x 120"	\$ 16,103

CONTEMPORARY

Konnnect DX Series

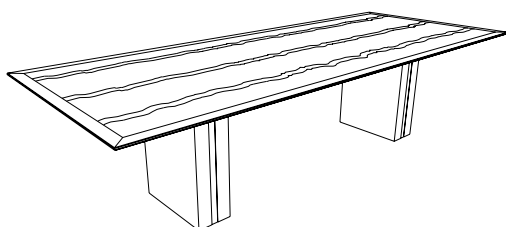


- Metal accent bases
- Accent available in brushed stainless steel or satin aluminum

MODEL #	SIZE	PRICE
FWRDX 7236	36 x 72"	\$ 6,629
FWRDX 8442	42 x 84"	\$ 8,091
FWRDX 9648	48 x 96"	\$ 9,290
FWRDX 2048	48 x 120"	\$ 12,942
FWRDX 2060	60 x 120"	\$ 15,530

CONTEMPORARY


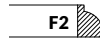

Konnnect Reveal Series



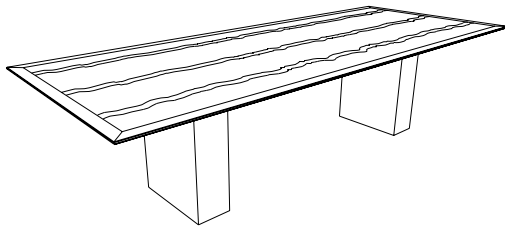
- Thin metal reveal bases
- Reveal available in brushed stainless steel or satin aluminum

MODEL #	SIZE	PRICE
FWRRV 7236	36 x 72"	\$ 6,546
FWRRV 8442	42 x 84"	\$ 8,015
FWRRV 9648	48 x 96"	\$ 9,195
FWRRV 2048	48 x 120"	\$ 12,810
FWRRV 2060	60 x 120"	\$ 15,372

KONNECT EDGES



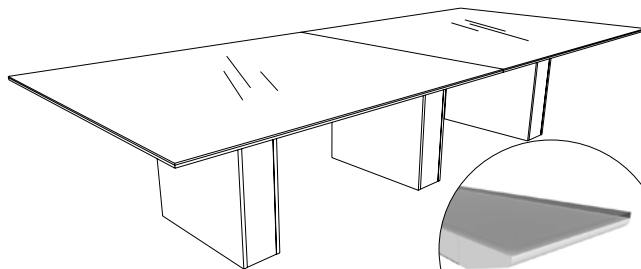
Konnnect Geo Series



- Simple rectangle bases
- Classic and clean look

MODEL #	SIZE	PRICE
FWRRB 7236	36 x 72"	\$ 6,464
FWRRB 8442	42 x 84"	\$ 7,925
FWRRB 9648	48 x 96"	\$ 9,100
FWRRB 2048	48 x 120"	\$ 12,677
FWRRB 2060	60 x 120"	\$ 15,212

Konnnect DX Glass top Series



Glass top edge detail

- White back-painted glass top

MODEL #	SIZE	PRICE
FGRDX 7236	36 x 72"	\$ 11,101
FGRDX 8442	42 x 84"	\$ 13,682
FGRDX 9648	48 x 96"	\$ 16,169
FGRDX 2048	48 x 120"	\$ 21,221
FGRDX 2060	60 x 120"	\$ 24,051
FGRDX 4448	48 x 144"	\$ 26,046
FGRDX 4460	60 x 144"	\$ 29,422

Konnnect tables are available in various top surface options.