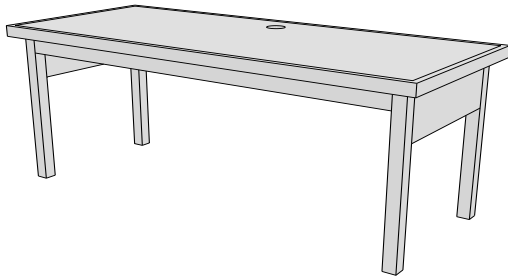
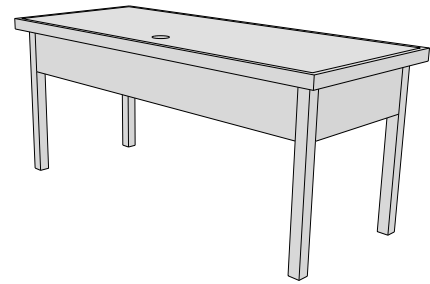


L Style




Back

Wood or laminate top with solid wood edge detail and one grommet. Solid wood legs with wood aprons. Some judges prefer this type of attorney table.

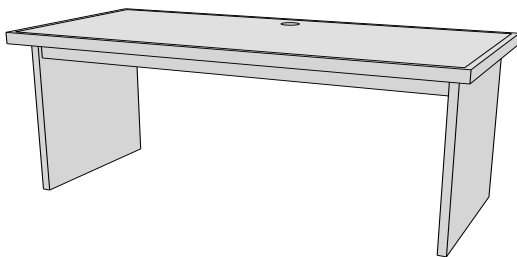


Front

MODEL NUMBER	SIZES WxDxH	SHIP WEIGHT	LIST PRICE	Optional 141 - Interact: Flip- top, power, data and voice receptacle unit
RJTL_72	72x30x30	350	\$7,667	2 data/voice jacks, 2 power jacks. Can be mounted into any horizontal surface. 8 5/8" w x 5 3/8" d x 3/4" h w/ 6' Cord/Plug Add \$1,832
RJTL_84	84x30x30	400	\$8,329	
RJTL_96	96x30x30	450	\$9,261	

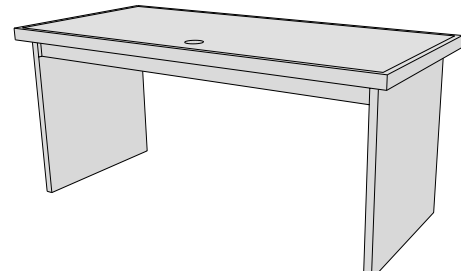


P Style



Back

Wood or laminate top with solid wood edge detail and one grommet. Top is supported by 2" thick end panels with wood apron.



Front

MODEL NUMBER	SIZES WxDxH	SHIP WEIGHT	LIST PRICE	Optional 141 - Interact: Flip- top, power, data and voice receptacle unit
RJTP_72	72x30x30	350	\$7,667	2 data/voice jacks, 2 power jacks. Can be mounted into any horizontal surface. 8 5/8" w x 5 3/8" d x 3/4" h w/ 6' Cord/Plug Add \$1,832
RJTP_84	84x30x30	400	\$8,329	
RJTP_96	96x30x30	450	\$9,261	



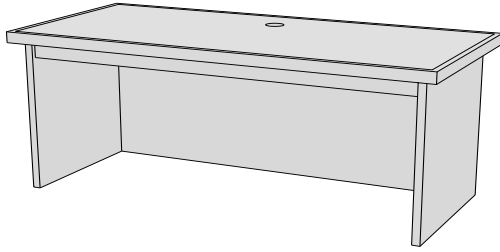
Detail Options

<p>Edge Details</p> <p>Transaction counter tops. 2" thick Contemporary</p>	<p>Kent Detail</p> <p>Solid wood raised panels, solid wood plinthe toe kick, wood edge on counter. Add 45% List.</p>	<p>Somerset Detail</p> <p>1" thick applied molding, 3" wide chair rail, fluted pilasters, solid wood plinthe toe kick, 2" solid wood edge on counter. Add 15% List.</p>	<p>Traditional Detail</p> <p>2" thick ogee edge on counter, solid wood plinthe toe kick, picture frame applied molding. Add 15% List.</p>
--	--	---	---

Add edge detail desired - FA, FC, FD, FL, or FM as suffix to style number.

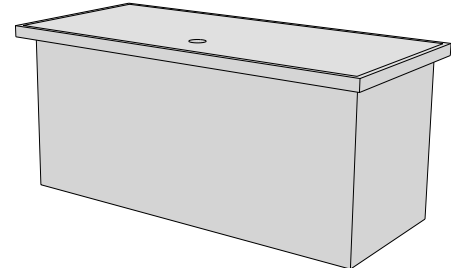
Bulletproofing: O.F 300 U.L Listed Level III bulletproofing available **ADD \$2,580 List per lin. ft.** Bulletproof panel will be concealed inside the chassis.

M Style



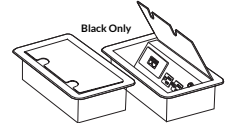
Back

Wood or laminate top with solid wood edge detail and one grommet. Top is supported by full modesty panel and wood apron.

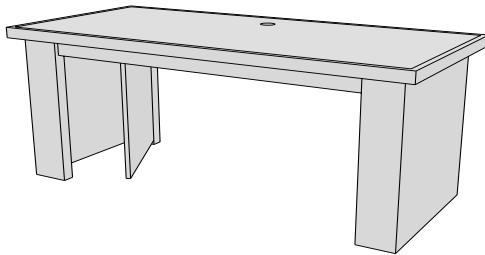


Front

MODEL NUMBER	SIZES WxDxH	SHIP WEIGHT	LIST PRICE	Optional 141 - Interact: Flip- top, power, data and voice receptacle unit
RJTM_72	72x30x30	350	\$7,869	2 data/voice jacks, 2 power jacks. Can be mounted into any horizontal surface. 8 5/8" w x 5 3/8" d x 3/4" h w/ 6' Cord/Plug Add \$1,832
RJTM_84	84x30x30	400	\$8,484	
RJTM_96	96x30x30	450	\$9,582	

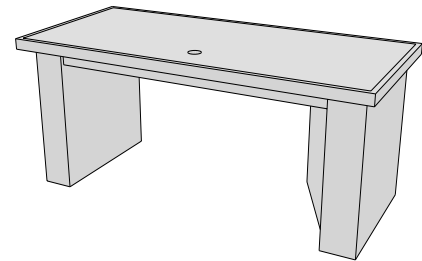


E Style




Back

Wood or laminate top with solid wood edge detail and one grommet. End panels are hollow with hinged or removable panel for access to floor outlets. Wood cable way behind front apron.



Front

MODEL NUMBER	SIZES WxDxH	SHIP WEIGHT	LIST PRICE	Optional 141 - Interact: Flip- top, power, data and voice receptacle unit
RJTE_72	72x30x30	400	\$11,075	2 data/voice jacks, 2 power jacks. Can be mounted into any horizontal surface. 8 5/8" w x 5 3/8" d x 3/4" h w/ 6' Cord/Plug Add \$1,832
RJTE_84	84x30x30	450	\$11,839	
RJTE_96	96x30x30	500	\$13,520	



Detail Options

Edge Details	Kent Detail	Somerset Detail	Traditional Detail

Add edge detail desired - FA, FC, FD, FL, or FM as suffix to style number.

Bulletproofing: O.F 300 U.L Listed Level III bulletproofing available **ADD \$2,580 List per lin. ft.** Bulletproof panel will be concealed inside the chassis.

