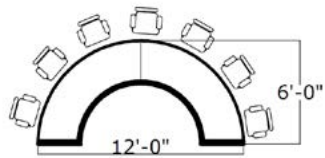
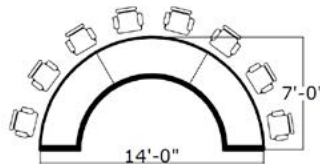


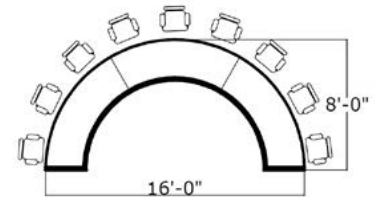
Horseshoe Footprint



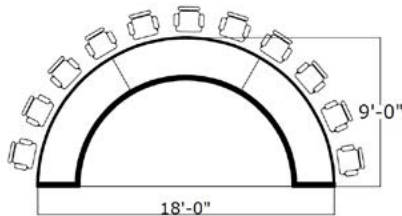
| | |
|------------|----------|
| MODEL# | RJCC126 |
| SEATS | 6-7 |
| SIZE | 12' x 6' |
| LIST PRICE | \$30,404 |



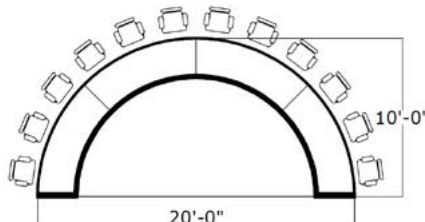
| | |
|------------|----------|
| MODEL# | RJCC147 |
| SEATS | 8-9 |
| SIZE | 14' x 7' |
| LIST PRICE | \$37,120 |



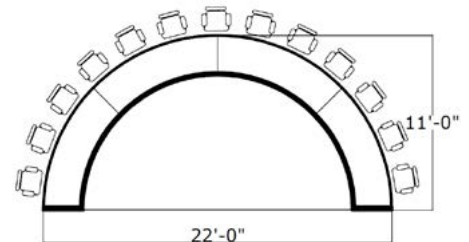
| | |
|------------|----------|
| MODEL# | RJCC168 |
| SEATS | 9-10 |
| SIZE | 16' x 8' |
| LIST PRICE | \$42,290 |



| | |
|------------|----------|
| MODEL# | RJCC189 |
| SEATS | 11-12 |
| SIZE | 18' x 9' |
| LIST PRICE | \$48,585 |



| | |
|------------|-----------|
| MODEL# | RJCC2010 |
| SEATS | 12 |
| SIZE | 20' x 10' |
| LIST PRICE | \$52,042 |



| | |
|------------|-----------|
| MODEL# | RJCC2211 |
| SEATS | 13 |
| SIZE | 22' x 11' |
| LIST PRICE | \$61,776 |

Styles

Contempo



Traditional

Applied picture frame molding **Add 15%**

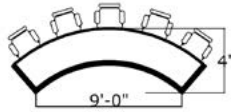
Somerset

Applied molding fluted columns **Add 25%**

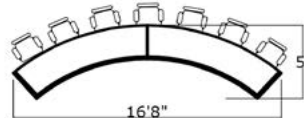
Kent

Solid wood raised panels **Add 45%**

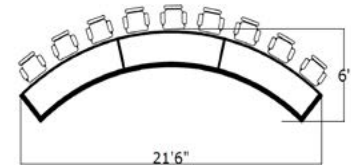
Crescent Footprint



| | |
|------------|----------|
| MODEL# | RJCC94 |
| SEATS | 4-5 |
| SIZE | 9' x 4' |
| LIST PRICE | \$24,212 |



| | |
|------------|-------------|
| MODEL# | RJCC165 |
| SEATS | 6-7 |
| SIZE | 16' 8" x 5' |
| LIST PRICE | \$32,945 |



| | |
|------------|------------|
| MODEL# | RJCC216 |
| SEATS | 11-12 |
| SIZE | 21'6" x 6' |
| LIST PRICE | \$38,407 |

Default cable management:

1 grommet per seat

J-channel trough below worksurface

Other options available:

- Hollow chassis with service panels
- Power, data, receptacles with daisy chaining
- Bulletproofing
- Platform

Call factory for pricing

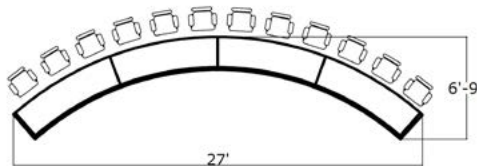
Accessories:

- Lectern
- Attorney tables
- Adjustable height section for judge when desk is used as a courtroom

Call factory for pricing

Note:

Every council chamber room is unique. Contact factory for assistance in layout of your new council chamber



| | |
|------------|------------|
| MODEL# | RJCC276 |
| SEATS | 12 |
| SIZE | 27' x 6'9" |
| LIST PRICE | \$49,607 |

Styles

Contempo



Traditional

Applied picture frame molding **Add 15%**

Somerset

Applied molding fluted columns **Add 25%**

Kent

Solid wood raised panels **Add 45%**