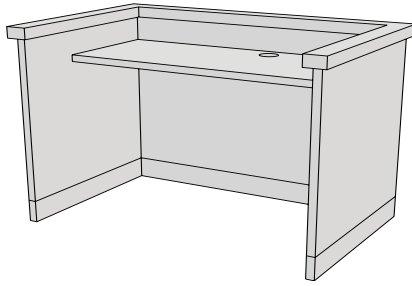
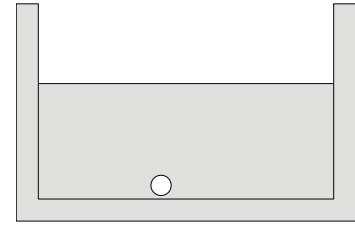


Witness Stand



Front

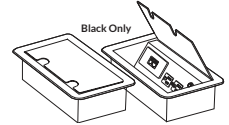
Includes solid wood cap, wood chassis with wood reveal, 18" D wood or laminate worksurface with one grommet.
Overall height 36".



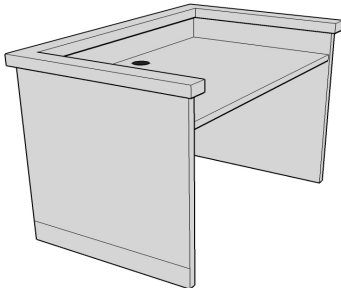
Top

Custom sizes available. Please call factory for pricing.

MODEL NUMBER	SIZES WxDxH	SHIP WEIGHT	LIST PRICE	Optional 141 - Interact: Flip- top, power, data and voice receptacle unit
RJW_4230	42x30x36	300	\$7,887	2 data/voice jacks, 2 power jacks. Can be mounted into any horizontal surface. 8 5/8" w x 5 3/8" d x 3/4" h w/ 6' Cord/Plug Add \$1,832
RJW_4830	48x30x36	350	\$8,355	

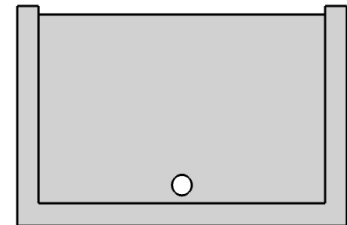


Court Clerk or Reporter Stand



Back

Includes solid wood cap, wood chassis with wood reveal, 24" D wood or laminate worksurface with one grommet.
Overall height 36"



Front

Custom sizes available. Please call factory for pricing.

MODEL NUMBER	SIZES WxDxH	SHIP WEIGHT	LIST PRICE	Optional 141 - Interact: Flip- top, power, data and voice receptacle unit
RJC_4230	42x30x36	300	\$7,887	2 data/voice jacks, 2 power jacks. Can be mounted into any horizontal surface. 8 5/8" w x 5 3/8" d x 3/4" h w/ 6' Cord/Plug Add \$1,832
RJC_4830	48x30x36	350	\$8,355	



Detail Options

<p>Edge Details</p> <p>Transaction counter tops. 2" thick Contemporary</p>	<p>Kent Detail</p> <p>Solid wood raised panels, solid wood plinthe toe kick, wood edge on counter. Add 45% List.</p>	<p>Somerset Detail</p> <p>1" thick applied molding, 3" wide chair rail, fluted pilasters, solid wood plinthe toe kick, 2" solid wood edge on counter. Add 15% List.</p>	<p>Traditional Detail</p> <p>2" thick ogee edge on counter, solid wood plinthe toe kick, picture frame applied molding. Add 15% List.</p>
--	--	---	---

Add edge detail desired - FA, FC, FD, FL, or FM as suffix to style number.

Bulletproofing: O.F 300 U.L Listed Level III bulletproofing available **ADD \$2,580 List per lin. ft.** *Bulletproof panel will be concealed inside the chassis.*